



---

# Europeans' views on the international situation and the upcoming European elections

April 2024

---



# RESEARCH METHODOLOGY



# Research Methodology



This survey has been conducted online through CAWI method (Computer Assisted Web Interview) on a sample representative of the European Union 18+ population.




The total sample size is 5.012 complete interviews, distributed proportionally to the population of the 27 EU countries with a slight correction which allows to analyze the data on the pan-European level and 5 different areas: Germany, France, Eastern Europe, Northern Europe, Southern Europe. For each country proportional quotas were set for age and gender. Quotas were calculated regarding the most recent parameters provided by Eurostat.



Interviews were collected between the 28<sup>th</sup> of March and the 8<sup>th</sup> of April 2024.



The report shows breakdowns by European political groups parties' voters and the following geographical areas:



1) Germany

2) France



3) Eastern Countries (Baltic states, Poland, Czech R., Slovakia, Hungary, Romania, Bulgaria, Croatia, Slovenia)



4) Northern Countries (Sweden, Denmark, Finland, Belgium, Netherlands, Lux., Ireland, Austria)



5) Southern Countries (Spain, Italy, Portugal, Greece, Malta, Cyprus)



+ separate data for Italy and Spain

For European political groups parties' voters, in each country, people were interviewed on voting intentions on a national party basis and the results were recoded European political groups

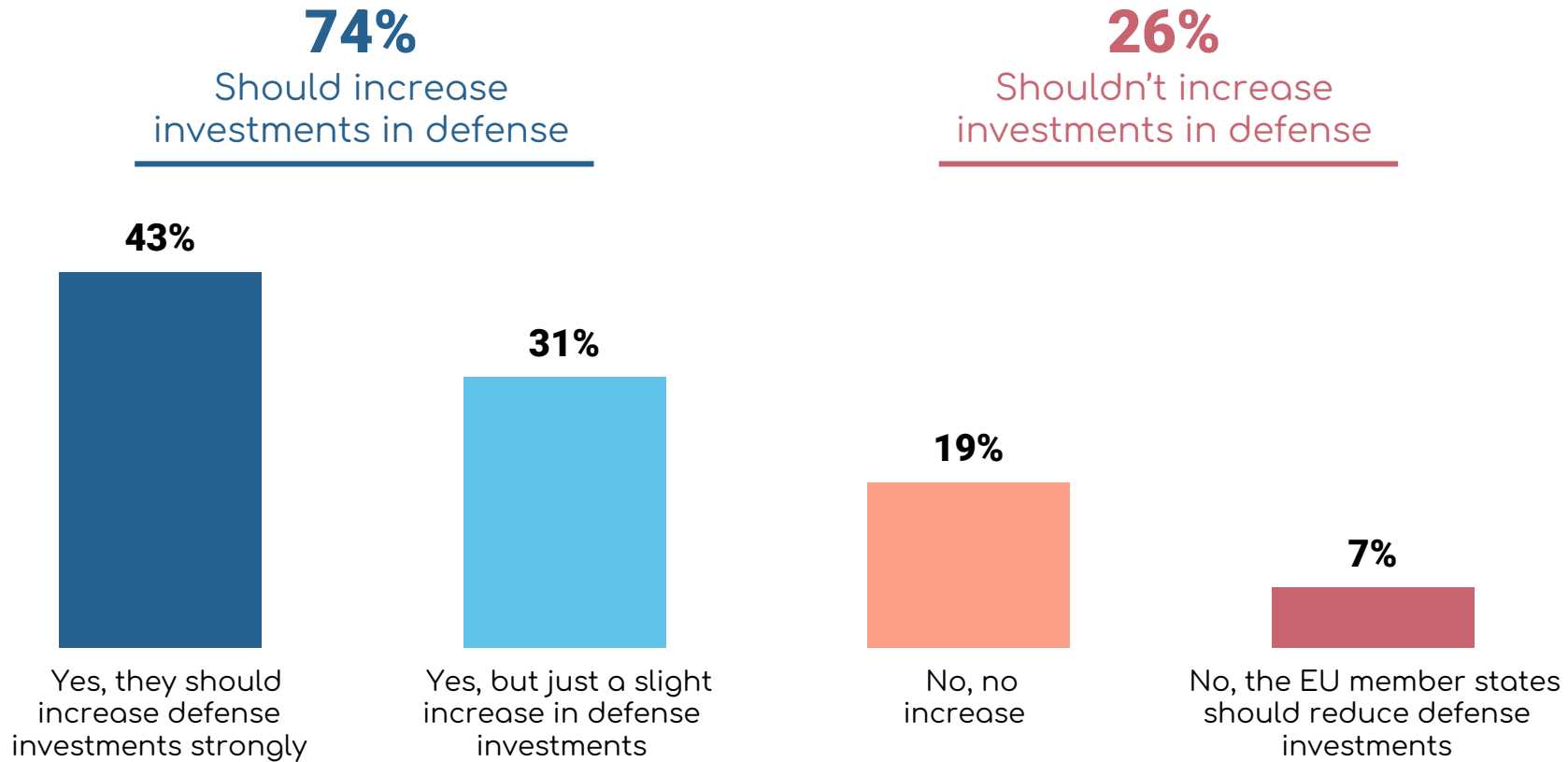
**1**

# INTERNATIONAL SITUATION



# The increase of the defense budget by EU member states

All respondents: 5012





# The increase of the defense budget by EU member states

All respondents: 5012









	Base	TOTAL	Germany	France	Southern Europe*	Italy	Spain	CEE	Northern Europe
	5012	949	724	1466	677	536	1144	729	
<b>Total – Should increase</b>	<b>74%</b>	<b>74%</b>	<b>67%</b>	<b>69%</b>	<b>61%</b>	<b>75%</b>	<b>83%</b>	<b>80%</b>	
Yes, they should increase defense investments strongly	43%	47%	35%	34%	31%	35%	54%	47%	
Yes, but just a slight increase in defense investments	31%	27%	32%	35%	30%	40%	30%	32%	
<b>Total – Shouldn't increase</b>	<b>26%</b>	<b>26%</b>	<b>31%</b>	<b>31%</b>	<b>39%</b>	<b>25%</b>	<b>17%</b>	<b>20%</b>	
No, no increase	19%	18%	24%	22%	27%	19%	12%	17%	
No, the EU member states should reduce defense investments	7%	8%	7%	9%	12%	6%	5%	4%	

\*Including Italy and Spain



# The increase of the defense budget by EU member states

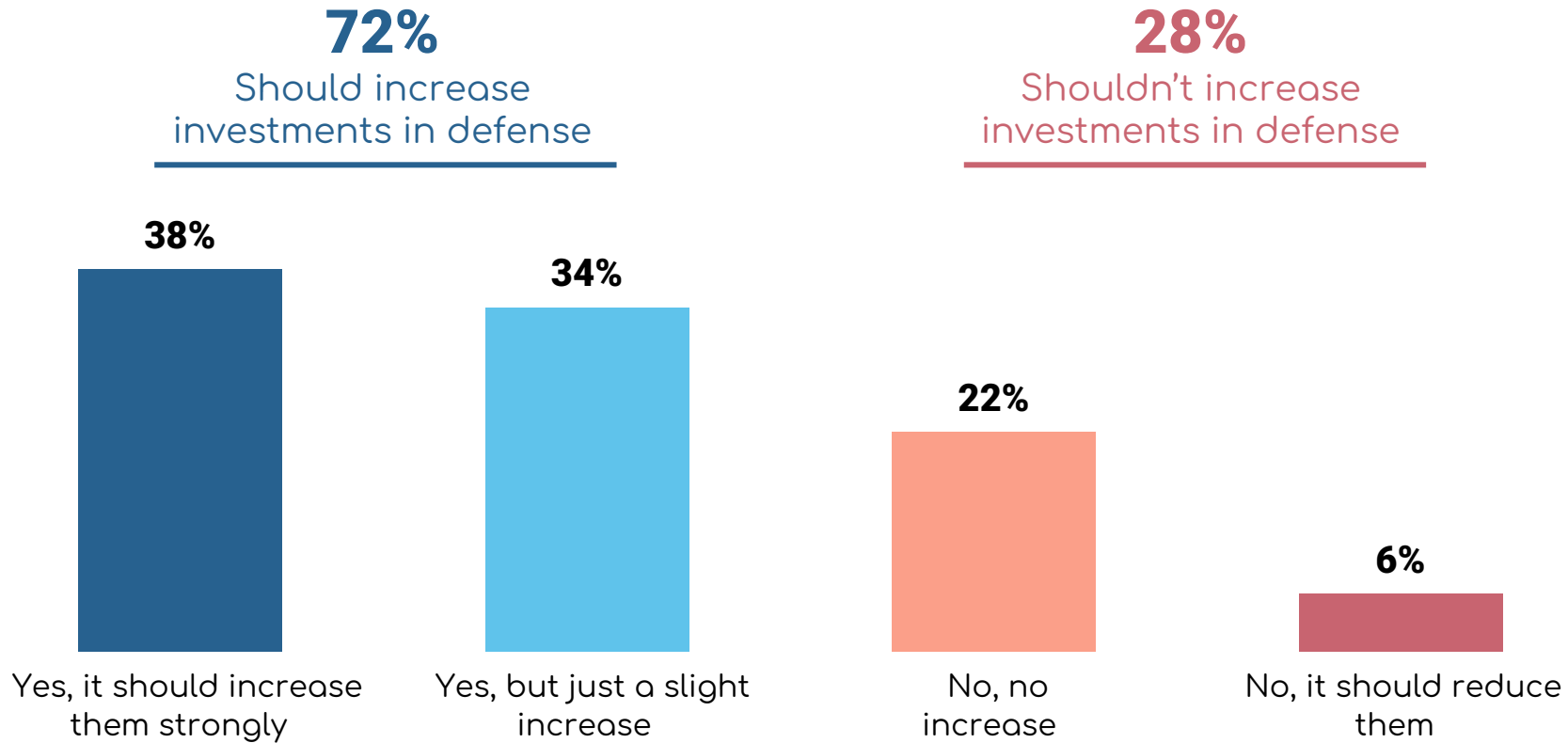
All respondents: 5012

	TOTAL	 EPP	 S&D	 RE	 ID	 ECR	 Greens	 GUE/NGL	 Not affiliated
Base	5012	729	692	331	455	342	187	178	566
<b>Total – Should increase</b>	<b>74%</b>	<b>89%</b>	<b>82%</b>	<b>82%</b>	<b>69%</b>	<b>83%</b>	<b>76%</b>	<b>66%</b>	<b>62%</b>
Yes, they should increase defense investments strongly	43%	57%	45%	51%	44%	53%	38%	31%	36%
Yes, but just a slight increase in defense investments	31%	32%	36%	31%	25%	30%	38%	35%	26%
<b>Total – Shouldn't increase</b>	<b>26%</b>	<b>11%</b>	<b>18%</b>	<b>18%</b>	<b>31%</b>	<b>17%</b>	<b>24%</b>	<b>34%</b>	<b>38%</b>
No, no increase	19%	8%	14%	16%	24%	14%	19%	19%	24%
No, the EU member states should reduce defense investments	7%	3%	3%	2%	7%	3%	5%	15%	14%



# The increase of the defense budget of its own country in case of a reduction of US support

All respondents: 5012







# The increase of the defense budget of its own country in case of a reduction of US support

All respondents: 5012









	Base	TOTAL	Germany	France	Southern Europe*	Italy	Spain	CEE	Northern Europe
	5012	949	724	1466	677	536	1144	729	
<b>Total - Yes</b>	<b>72%</b>	<b>76%</b>	<b>66%</b>	<b>66%</b>	<b>59%</b>	<b>74%</b>	<b>79%</b>	<b>77%</b>	
Yes, it should increase them strongly	38%	43%	31%	30%	28%	33%	46%	41%	
Yes, but just a slight increase	34%	33%	34%	36%	31%	41%	33%	35%	
<b>Total - No</b>	<b>27%</b>	<b>24%</b>	<b>33%</b>	<b>34%</b>	<b>41%</b>	<b>26%</b>	<b>21%</b>	<b>23%</b>	
No, no increase	22%	18%	27%	26%	31%	21%	16%	21%	
No, it should reduce them	6%	6%	6%	8%	10%	5%	5%	3%	

\*Including Italy and Spain



# The increase of the defense budget of its own country in case of a reduction of US support

All respondents: 5012

	TOTAL	 EPP	 S&D	 RE	 ID	 ECR	 Greens	 GUE/NGL	 Not affiliated
Base	5012	729	692	331	455	342	187	178	566
<b>Total – Should increase</b>	<b>72%</b>	<b>89%</b>	<b>78%</b>	<b>79%</b>	<b>66%</b>	<b>80%</b>	<b>80%</b>	<b>59%</b>	<b>63%</b>
Yes, they should increase defense investments strongly	38%	51%	43%	43%	36%	51%	35%	26%	31%
Yes, but just a slight increase in defense investments	34%	38%	35%	36%	30%	29%	45%	34%	32%
<b>Total – Shouldn't increase</b>	<b>27%</b>	<b>11%</b>	<b>22%</b>	<b>21%</b>	<b>34%</b>	<b>20%</b>	<b>20%</b>	<b>41%</b>	<b>37%</b>
No, no increase	22%	9%	19%	19%	26%	17%	19%	31%	26%
No, the EU member states should reduce defense investments	6%	2%	3%	2%	8%	3%	1%	9%	11%

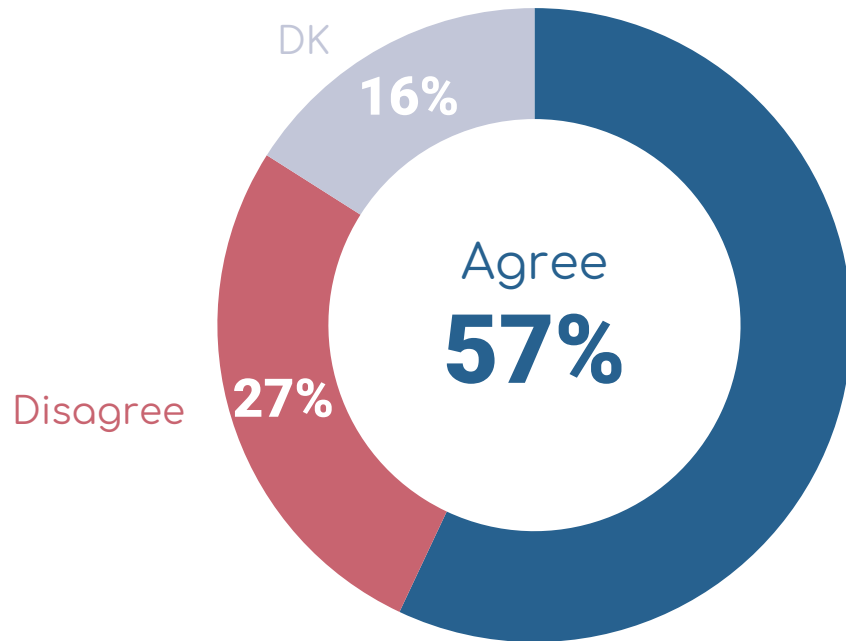


# Agreement with some EU actions regarding defence

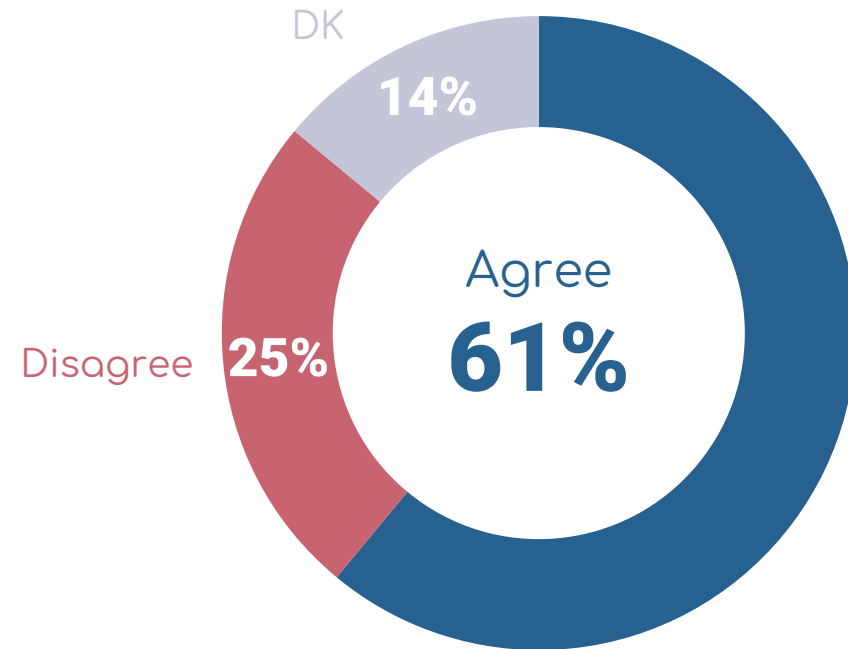
In order to be competitive with Russia and other global powers ...

All respondents: 5012

The EU should boost the production of the European ammunition industry



A part of the EU budget money should be allocated to the defense industry




















# Agreement with some EU actions regarding defence

In order to be competitive with Russia and other global powers ...

All respondents: 5012

% Agree	Base	TOTAL							
			Germany	France	Southern Europe*	Italy	Spain	CEE	Northern Europe
	5012	949	724	1466	677	536	1144	729	
The EU should boost the production of the European ammunition industry	<b>57%</b>	59%	55%	50%	40%	60%	65%	62%	
A part of the EU budget money should be allocated to the defense industry	<b>61%</b>	62%	56%	54%	45%	63%	69%	64%	

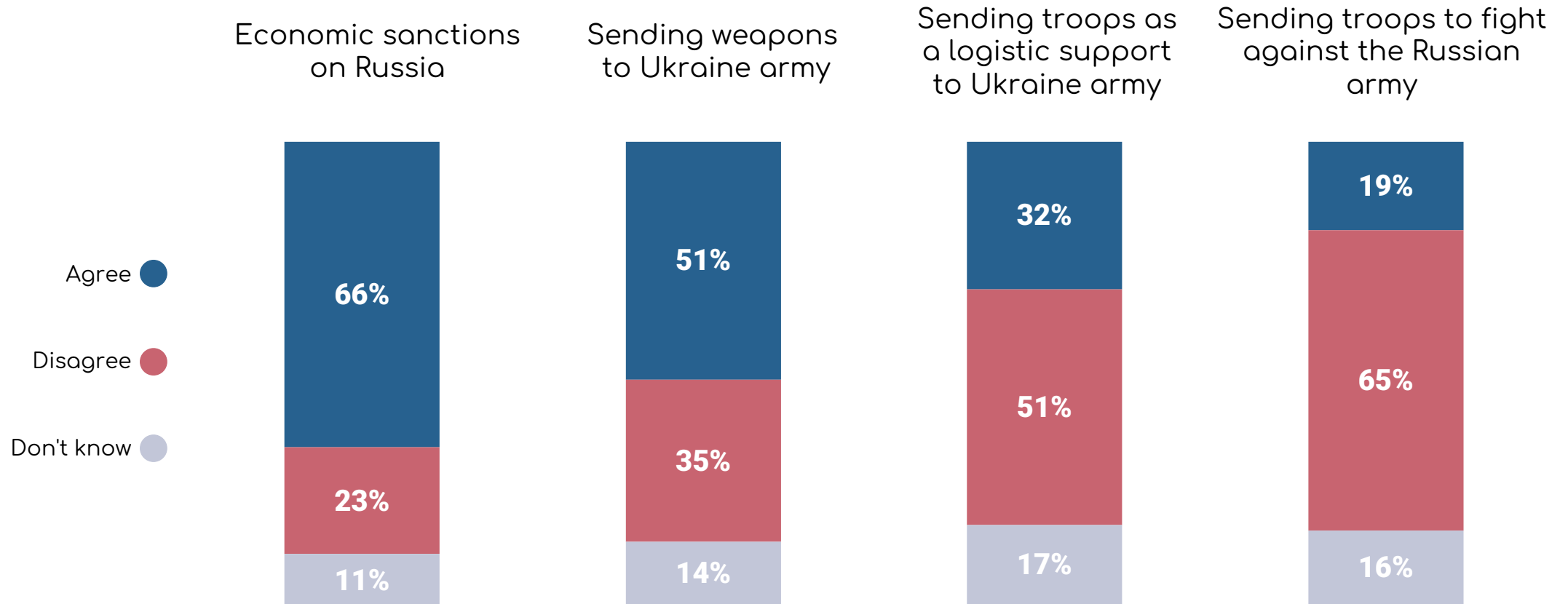
% Agree	Base	TOTAL								
			EPP	S&D	RE	ID	ECR	Greens	GUE/NGL	Not affiliated
	5012	729	692	331	455	342	187	178	566	
The EU should boost the production of the European ammunition industry	<b>57%</b>	75%	66%	70%	54%	69%	62%	50%	45%	
A part of the EU budget money should be allocated to the defense industry	<b>61%</b>	80%	67%	70%	57%	76%	64%	49%	46%	

\*Including Italy and Spain



# The actions to take in support of Ukraine

All respondents: 5012





# The actions to take in support of Ukraine

All respondents: 5012









% Agree	Base	TOTAL	Germany	France	Southern Europe*	Italy	Spain	CEE	Northern Europe
			949	724	1466	677	536	1144	729
Economic sanctions on Russia		<b>66%</b>	60%	60%	66%	62%	75%	69%	72%
Sending weapons to Ukraine army		<b>51%</b>	51%	49%	48%	43%	55%	53%	59%
Sending troops as a logistic support to Ukraine army		<b>32%</b>	25%	29%	34%	26%	44%	31%	41%
Sending troops to fight against the Russian army		<b>19%</b>	15%	14%	20%	14%	27%	21%	25%

\*Including Italy and Spain



# The actions to take in support of Ukraine

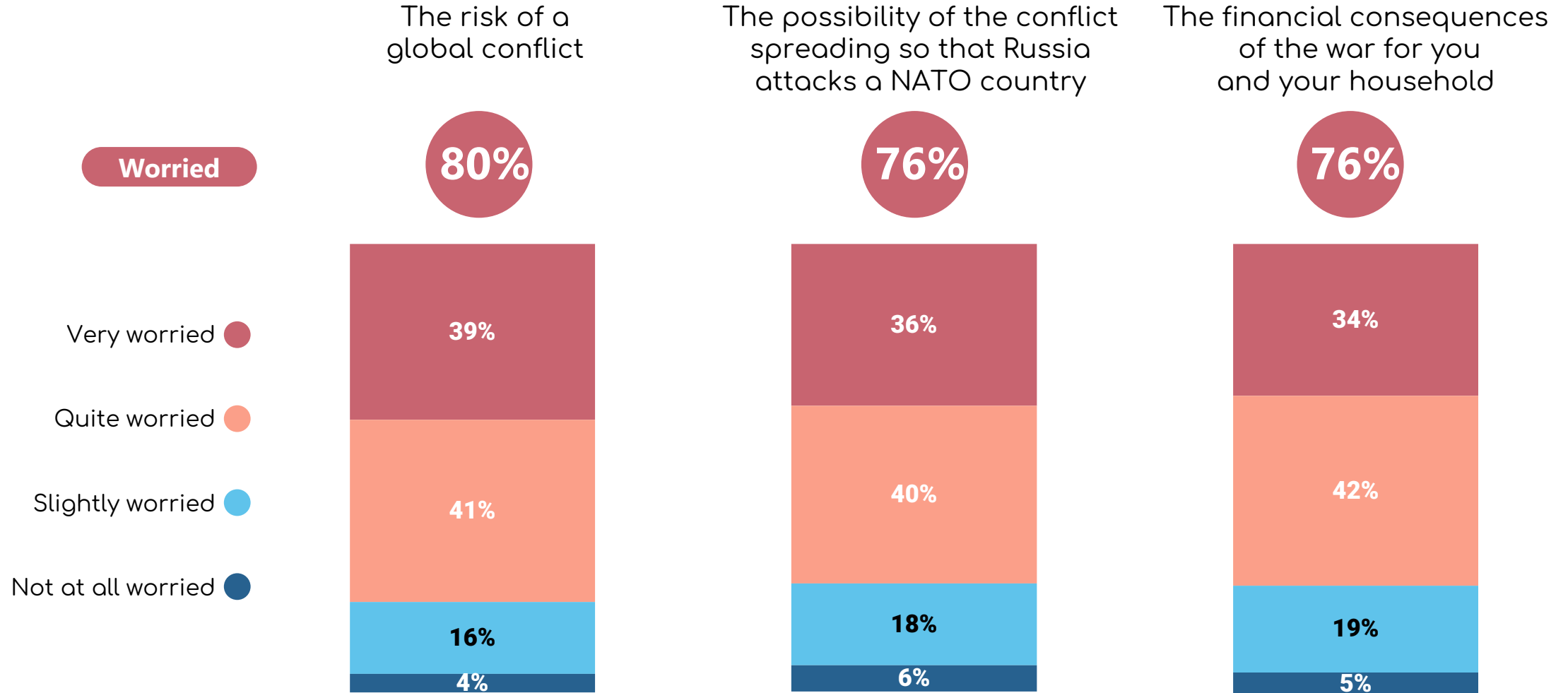
All respondents: 5012

% Agree	Base	TOTAL								
			EPP	S&D	RE	ID	ECR	Greens	GUE/NGL	Not affiliated
Economic sanctions on Russia	5012	66%	729	692	331	455	342	187	178	566
Sending weapons to Ukraine army	5012	51%	71%	64%	68%	35%	56%	66%	48%	41%
Sending troops as a logistic support to Ukraine army	5012	32%	39%	38%	41%	23%	33%	41%	30%	30%
Sending troops to fight against the Russian army	5012	19%	24%	21%	24%	17%	25%	24%	20%	19%



# Fears related to the situation in Ukraine

All respondents: 5012














# Fears related to the situation in Ukraine

All respondents: 5012








% Worried	Base	TOTAL	 Germany	 France	 Southern Europe*	 Italy	 Spain	 CEE	 Northern Europe
		5012	949	724	1466	677	536	1144	729
The risk of a global conflict		<b>80%</b>	79%	78%	83%	83%	83%	79%	78%
The possibility of the conflict spreading so that Russia attacks a NATO country		<b>76%</b>	74%	74%	80%	81%	81%	73%	75%
The financial consequences of the war for you and your household		<b>76%</b>	70%	75%	81%	82%	78%	79%	69%

\*Including Italy and Spain



# Fears related to the situation in Ukraine

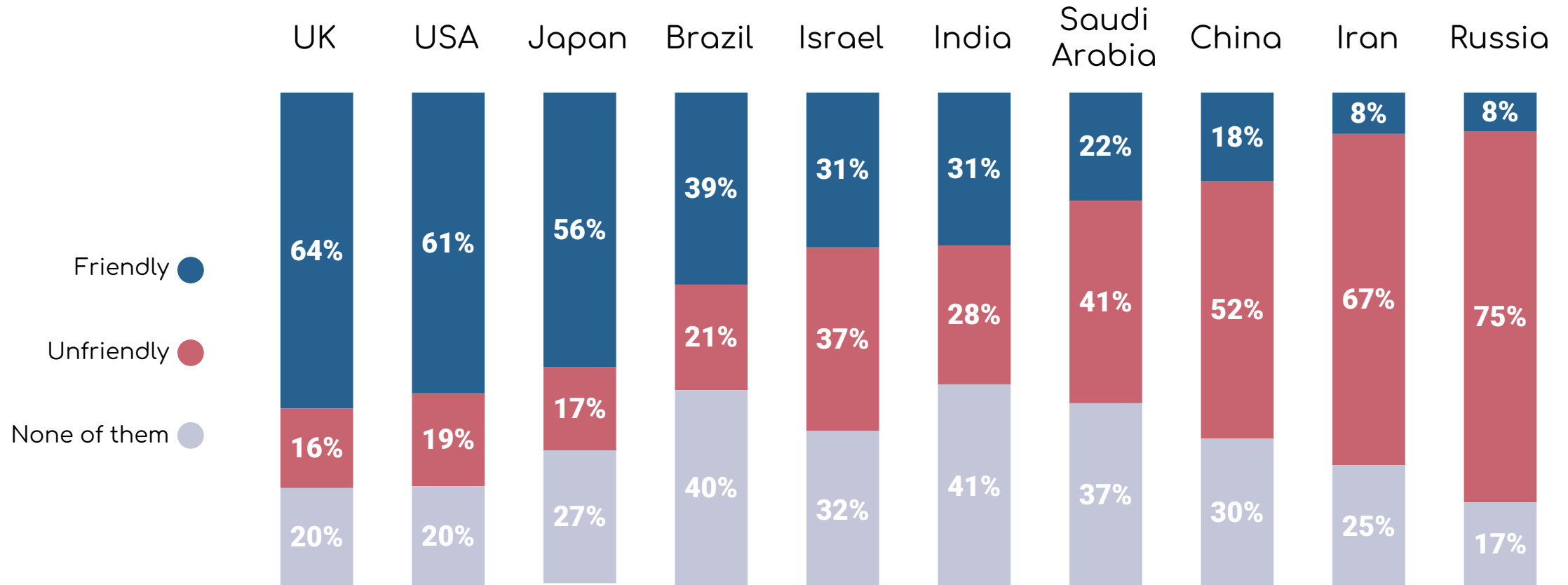
All respondents: 5012

% Worried	Base	TOTAL	       							
			EPP	S&D	RE	ID	ECR	Greens	GUE/NGL	Not affiliated
	5012	5012	729	692	331	455	342	187	178	566
The risk of a global conflict	<b>80%</b>	<b>80%</b>	85%	83%	74%	77%	81%	78%	80%	78%
The possibility of the conflict spreading so that Russia attacks a NATO country	<b>76%</b>	<b>76%</b>	82%	81%	73%	69%	78%	74%	77%	71%
The financial consequences of the war for you and your household	<b>76%</b>	<b>76%</b>	76%	75%	69%	81%	80%	68%	75%	78%



# Countries friendly and unfriendly to the EU








All respondents: 5012





# Countries friendly and unfriendly to the EU

All respondents: 5012









% Friendly	      								
	Base	TOTAL	Germany	France	Southern Europe*	Italy	Spain	CEE	Northern Europe
	5012	5012	949	724	1466	677	536	1144	729
UK	64%	64%	61%	60%	64%	57%	72%	68%	67%
USA	61%	61%	52%	53%	67%	63%	70%	66%	61%
Japan	56%	56%	58%	48%	58%	56%	61%	57%	55%
Brazil	39%	39%	38%	29%	45%	35%	52%	40%	38%
Israel	31%	31%	36%	27%	32%	32%	29%	31%	30%
India	30%	30%	33%	27%	31%	24%	35%	31%	30%
Saudi Arabia	22%	22%	21%	16%	25%	18%	32%	23%	20%
China	18%	18%	15%	12%	21%	16%	25%	21%	16%
Iran	8%	8%	10%	6%	7%	5%	9%	10%	9%
Russia	8%	8%	11%	7%	7%	7%	7%	8%	7%

\*Including Italy and Spain



# Countries friendly and unfriendly to the EU

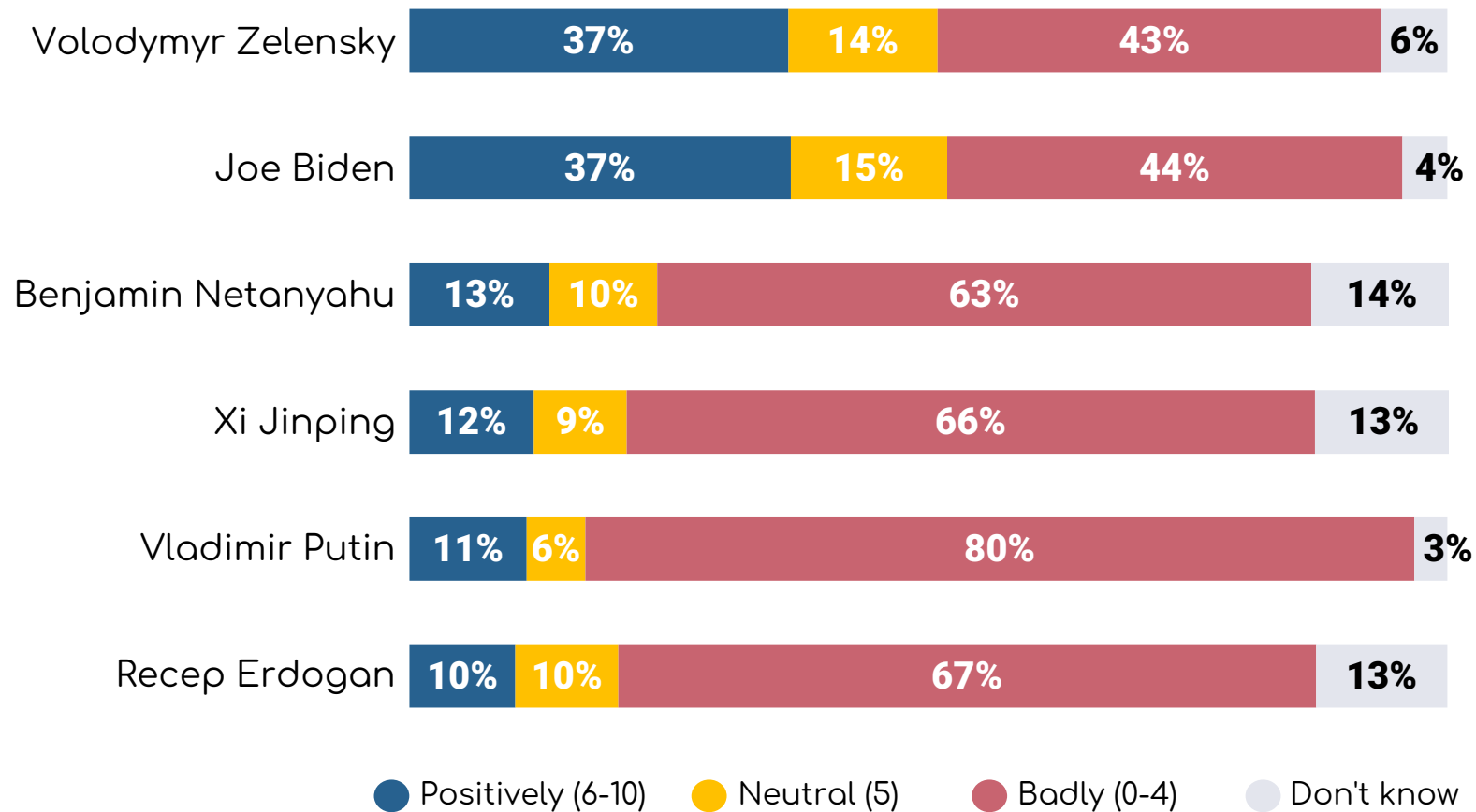
All respondents: 5012

% Friendly	Base	TOTAL								
			EPP	S&D	RE	ID	ECR	Greens	GUE/NGL	Not affiliated
	5012	5012	729	692	331	455	342	187	178	566
UK	64%	64%	77%	71%	72%	59%	72%	66%	57%	61%
USA	61%	61%	75%	70%	66%	48%	72%	58%	49%	57%
Japan	56%	56%	66%	64%	66%	48%	62%	64%	54%	57%
Brazil	39%	39%	42%	43%	40%	39%	38%	39%	45%	46%
Israel	31%	31%	39%	33%	41%	30%	38%	36%	24%	28%
India	30%	30%	34%	32%	35%	30%	29%	34%	37%	34%
Saudi Arabia	22%	22%	26%	25%	26%	18%	25%	19%	28%	23%
China	18%	18%	19%	18%	16%	15%	18%	15%	25%	25%
Iran	8%	8%	10%	8%	6%	7%	10%	12%	15%	9%
Russia	8%	8%	8%	5%	6%	12%	7%	7%	12%	13%



# Image of the main world leaders

All respondents: 5012










Q. How do you rate the following world leaders? Use a range of rates 0-10 where 0=very bad and 10=very good



# Image of the main world leaders

All respondents: 5012









Positively (Marks 6-10)	Base	TOTAL							
			Germany	France	Southern Europe*	Italy	Spain	CEE	Northern Europe
Volodymyr Zelensky	5012	37%	949 44%	724 42%	1466 27%	677 28%	536 24%	1144 40%	729 36%
Joe Biden		37%	32%	41%	32%	30%	35%	40%	41%
Benjamin Netanyahu		13%	12%	15%	11%	10%	12%	17%	13%
Xi Jinping		12%	11%	9%	12%	13%	12%	14%	10%
Vladimir Putin		11%	14%	13%	9%	10%	7%	12%	10%
Recep Erdogan		10%	9%	8%	8%	9%	7%	16%	9%

\*Including Italy and Spain



# Image of the main world leaders

All respondents: 5012

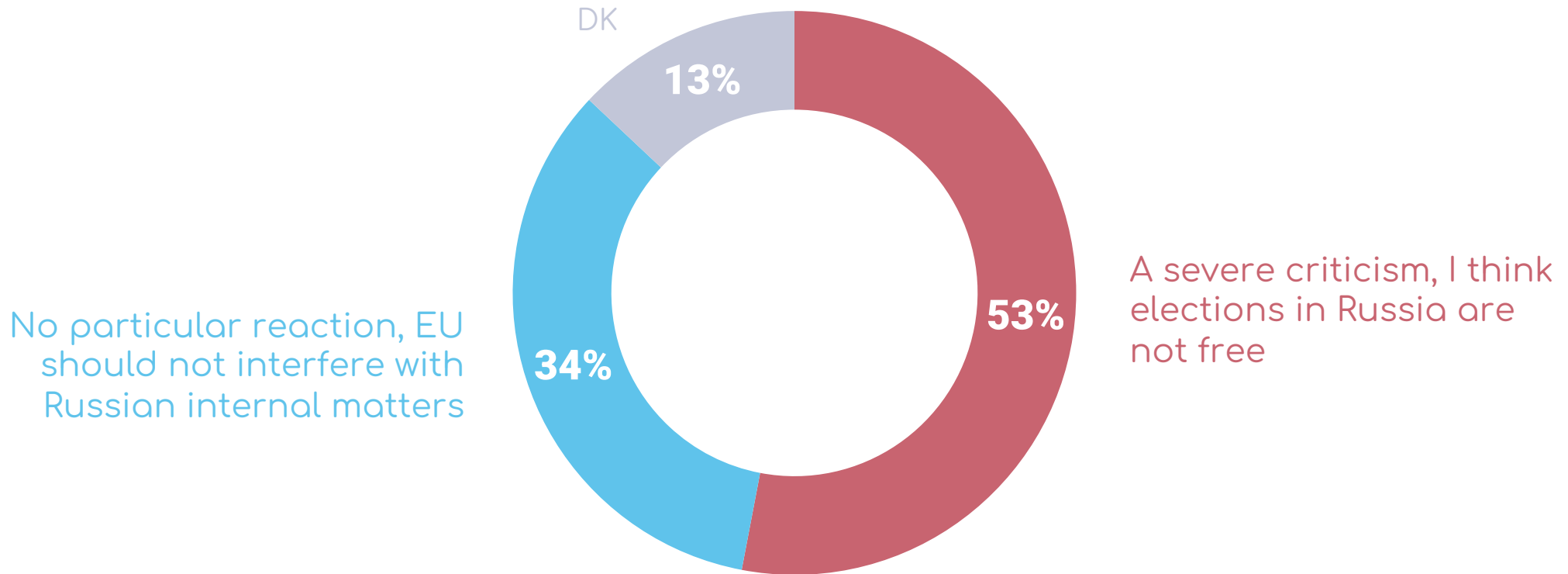
Positively (Marks 6-10)	Base	TOTAL								
			EPP	S&D	RE	ID	ECR	Greens	GUE/NGL	Not affiliated
Volodymyr Zelensky	5012	37%	729	692	331	455	342	187	178	566
Joe Biden	5012	37%	52%	52%	49%	26%	36%	50%	33%	30%
Benjamin Netanyahu	5012	13%	19%	13%	13%	19%	22%	10%	13%	14%
Xi Jinping	5012	12%	12%	13%	10%	13%	12%	9%	13%	17%
Vladimir Putin	5012	11%	8%	10%	8%	22%	14%	7%	14%	16%
Recep Erdogan	5012	10%	10%	11%	12%	11%	15%	7%	18%	13%





# The expected reaction of the EU institutions following Putin's victory in Russian Presidential elections








All respondents: 5012













# The expected reaction of the EU institutions following Putin's victory in Russian Presidential elections

All respondents: 5012

								
	TOTAL	Germany	France	Southern Europe*	Italy	Spain	CEE	Northern Europe
	Base	949	724	1466	677	536	1144	729
A severe criticism, I think elections in Russia are not free	<b>53%</b>	56%	49%	53%	51%	59%	51%	58%
No particular reaction, EU should not interfere with Russian internal matters	<b>34%</b>	34%	33%	34%	36%	30%	36%	27%

									
	TOTAL	EPP	S&D	RE	ID	ECR	Greens	GUE/NGL	Not affiliated
	Base	729	692	331	455	342	187	178	566
A severe criticism, I think elections in Russia are not free	<b>53%</b>	66%	65%	69%	41%	50%	69%	48%	50%
No particular reaction, EU should not interfere with Russian internal matters	<b>34%</b>	25%	28%	26%	49%	42%	20%	39%	38%

\*Including Italy and Spain

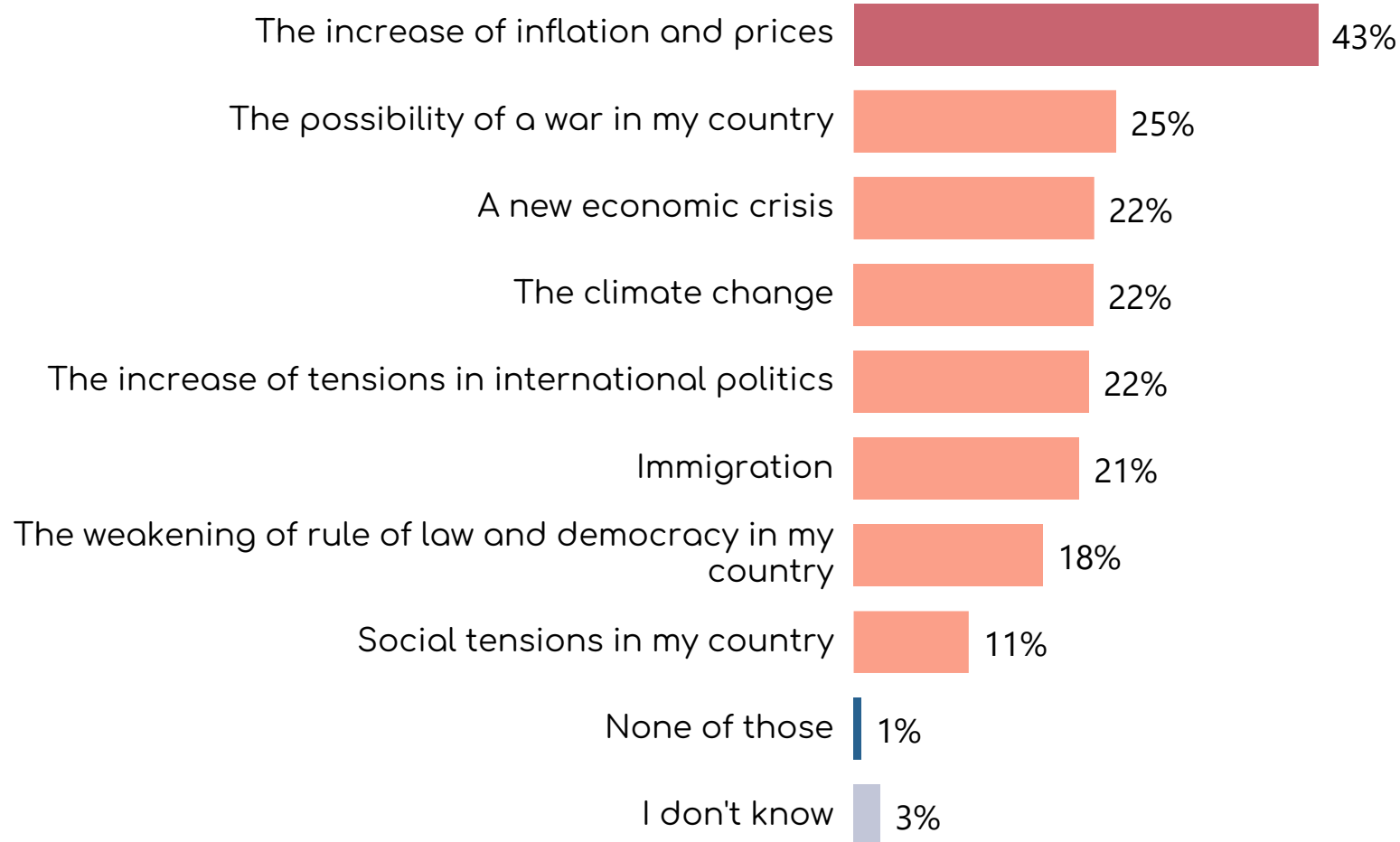
**2**

# EUROPEAN ELECTIONS AND EU FUTURE



# The most worrying threats

All respondents: 5012





# The most worrying threats

All respondents: 5012

	TOTAL	Germany	France	Southern Europe*	Italy	Spain	CEE	Northern Europe
Base	5012	949	724	1466	677	536	1144	729
The increase of inflation and prices	<b>43%</b>	39%	44%	42%	34%	51%	50%	40%
The possibility of a war in my country	<b>25%</b>	25%	18%	18%	18%	19%	39%	21%
A new economic crisis	<b>22%</b>	16%	17%	29%	26%	28%	23%	23%
The climate change	<b>22%</b>	25%	22%	26%	27%	25%	14%	24%
The increase of tensions in international politics	<b>22%</b>	18%	20%	27%	34%	21%	19%	24%
Immigration	<b>21%</b>	30%	25%	15%	12%	17%	14%	28%
The weakening of rule of law and democracy in my country	<b>18%</b>	16%	17%	22%	23%	20%	17%	13%
Social tensions in my country	<b>11%</b>	15%	11%	8%	9%	7%	11%	11%
None of those	<b>1%</b>	1%	1%	-	-	-	1%	1%









\*Including Italy and Spain

Q. Among the following threats, which worries you the most in this period? *Up to two possible answers, total exceeding 100%*



# The most worrying threats

All respondents: 5012

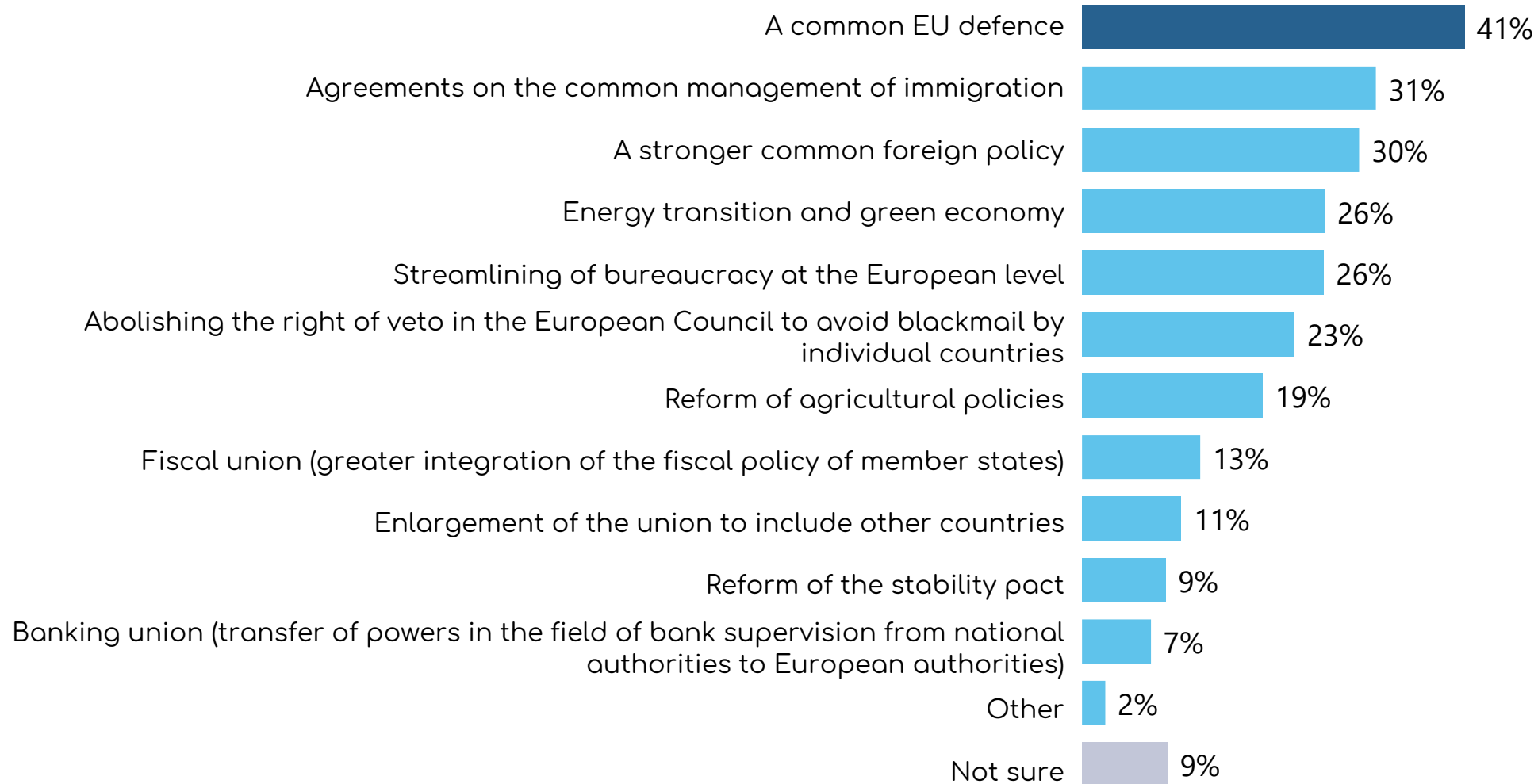
	TOTAL	 EPP	 S&D	 RE	 ID	 ECR	 Greens	 THE LEFT	 Not affiliated
Base	5012	729	692	331	455	342	187	178	566
The increase of inflation and prices	<b>43%</b>	40%	40%	35%	51%	39%	35%	48%	44%
The possibility of a war in my country	<b>25%</b>	28%	23%	22%	17%	30%	21%	19%	26%
A new economic crisis	<b>22%</b>	26%	21%	26%	19%	25%	10%	20%	21%
The climate change	<b>22%</b>	20%	31%	25%	9%	10%	55%	29%	28%
The increase of tensions in international politics	<b>22%</b>	24%	28%	32%	12%	19%	28%	20%	21%
Immigration	<b>21%</b>	23%	10%	17%	53%	35%	14%	13%	17%
The weakening of rule of law and democracy in my country	<b>18%</b>	17%	23%	18%	13%	19%	15%	23%	22%
Social tensions in my country	<b>11%</b>	11%	12%	8%	12%	13%	10%	19%	10%
None of those	<b>1%</b>	-	-	-	1%	-	-	-	1%

Q. Among the following threats, which worries you the most in this period? *Up to two possible answers, total exceeding 100%*



# The priorities for the European Union

All respondents: 5012



Q. According to you, what should be the priorities of the European Union in the next years? *Up to 3 possible answers, total exceeding 100%*



# The priorities for the European Union

All respondents: 5012

	TOTAL	Germany	France	Southern Europe*	Italy	Spain	CEE	Northern Europe
Base	5012	949	724	1466	677	536	1144	729
A common EU defence	<b>41%</b>	42%	32%	38%	30%	42%	49%	41%
Agreements on the common management of immigration	<b>31%</b>	40%	33%	34%	33%	31%	20%	31%
A stronger common foreign policy	<b>30%</b>	33%	17%	33%	33%	31%	30%	30%
Energy transition and green economy	<b>26%</b>	22%	24%	28%	28%	28%	24%	30%
Streamlining of bureaucracy at the European level	<b>26%</b>	32%	24%	20%	21%	19%	31%	22%
Abolishing the right of veto in the European Council to avoid blackmail by individual countries	<b>23%</b>	24%	17%	22%	28%	19%	25%	25%
Reform of agricultural policies	<b>19%</b>	12%	25%	20%	12%	28%	23%	15%
Fiscal union (greater integration of the fiscal policy of member states)	<b>13%</b>	7%	13%	20%	23%	19%	10%	9%
Enlargement of the union to include other countries	<b>11%</b>	10%	6%	10%	6%	14%	15%	11%
Reform of the stability pact	<b>9%</b>	6%	6%	11%	12%	8%	10%	9%
Banking union (transfer of powers in the field of bank supervision from national authorities to European authorities)	<b>7%</b>	5%	7%	9%	7%	12%	7%	7%
Other	<b>2%</b>	3%	2%	2%	2%	2%	2%	3%
Not sure	<b>9%</b>	9%	15%	7%	8%	5%	7%	10%

\*Including Italy and Spain









Q. According to you, what should be the priorities of the European Union in the next years? *Up to 3 possible answers, total exceeding 100%*





# The priorities for the European Union

All respondents: 5012

	TOTAL	 EPP	 S&D	 RE	 ID	 ECR	 Greens	 GUE/NGL	 Not affiliated
Base	5012	729	692	331	455	342	187	178	566
A common EU defence	<b>41%</b>	56%	48%	47%	29%	39%	38%	31%	35%
Agreements on the common management of immigration	<b>31%</b>	35%	27%	30%	48%	43%	23%	23%	25%
A stronger common foreign policy	<b>30%</b>	35%	39%	34%	18%	27%	30%	22%	27%
Energy transition and green economy	<b>26%</b>	23%	31%	23%	13%	15%	53%	41%	34%
Streamlining of bureaucracy at the European level	<b>26%</b>	26%	22%	27%	29%	31%	23%	30%	24%
Abolishing the right of veto in the European Council to avoid blackmail by individual countries	<b>23%</b>	25%	28%	31%	17%	20%	24%	23%	22%
Reform of agricultural policies	<b>19%</b>	18%	19%	18%	23%	25%	18%	22%	21%
Fiscal union (greater integration of the fiscal policy of member states)	<b>13%</b>	12%	16%	17%	10%	17%	9%	12%	15%
Enlargement of the union to include other countries	<b>11%</b>	13%	14%	9%	5%	10%	11%	13%	12%
Reform of the stability pact	<b>9%</b>	9%	8%	11%	8%	11%	4%	11%	11%
Banking union (transfer of powers in the field of bank supervision from national authorities to European authorities)	<b>7%</b>	8%	8%	7%	6%	10%	5%	7%	10%
Other	<b>2%</b>	1%	1%	1%	5%	2%	1%	2%	4%
Not sure	<b>9%</b>	3%	4%	4%	11%	5%	5%	5%	7%

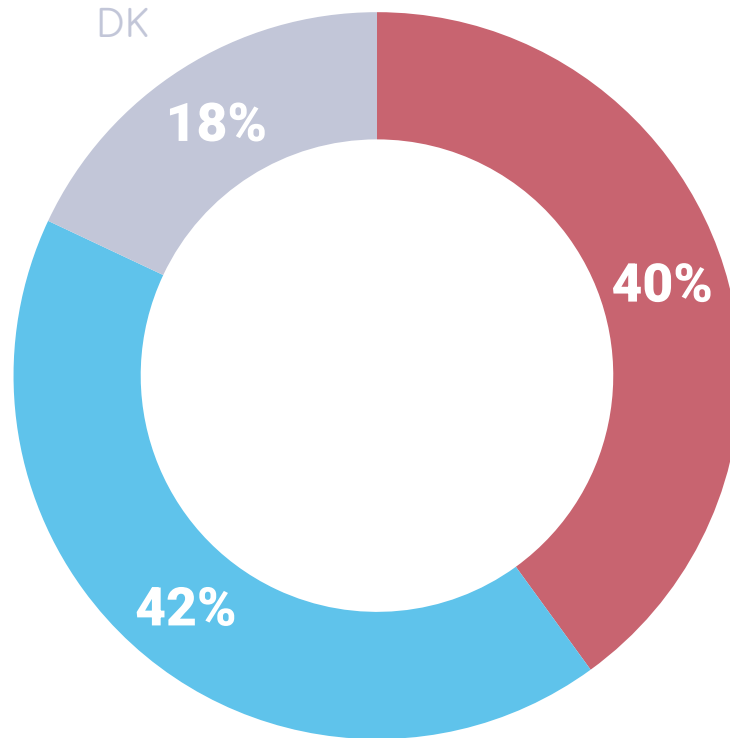
Q. According to you, what should be the priorities of the European Union in the next years? *Up to 3 possible answers, total exceeding 100%*



# Expectations towards EU green policies

All respondents: 5012

A more industry-friendly green policy with reduced emission reduction targets



A strict emission reduction policy aimed at converting to sustainable economy as fast as possible



# Expectations towards EU green policies

All respondents: 5012

	TOTAL	Germany	France	Southern Europe*	Italy	Spain	CEE	Northern Europe
<i>Base</i>	5012	949	724	1466	677	536	1144	729
A strict emission reduction policy aimed at converting to sustainable economy as fast as possible	<b>40%</b>	42%	38%	47%	49%	42%	32%	39%
A more industry-friendly green policy with reduced emission reduction targets	<b>42%</b>	38%	36%	43%	39%	48%	53%	37%

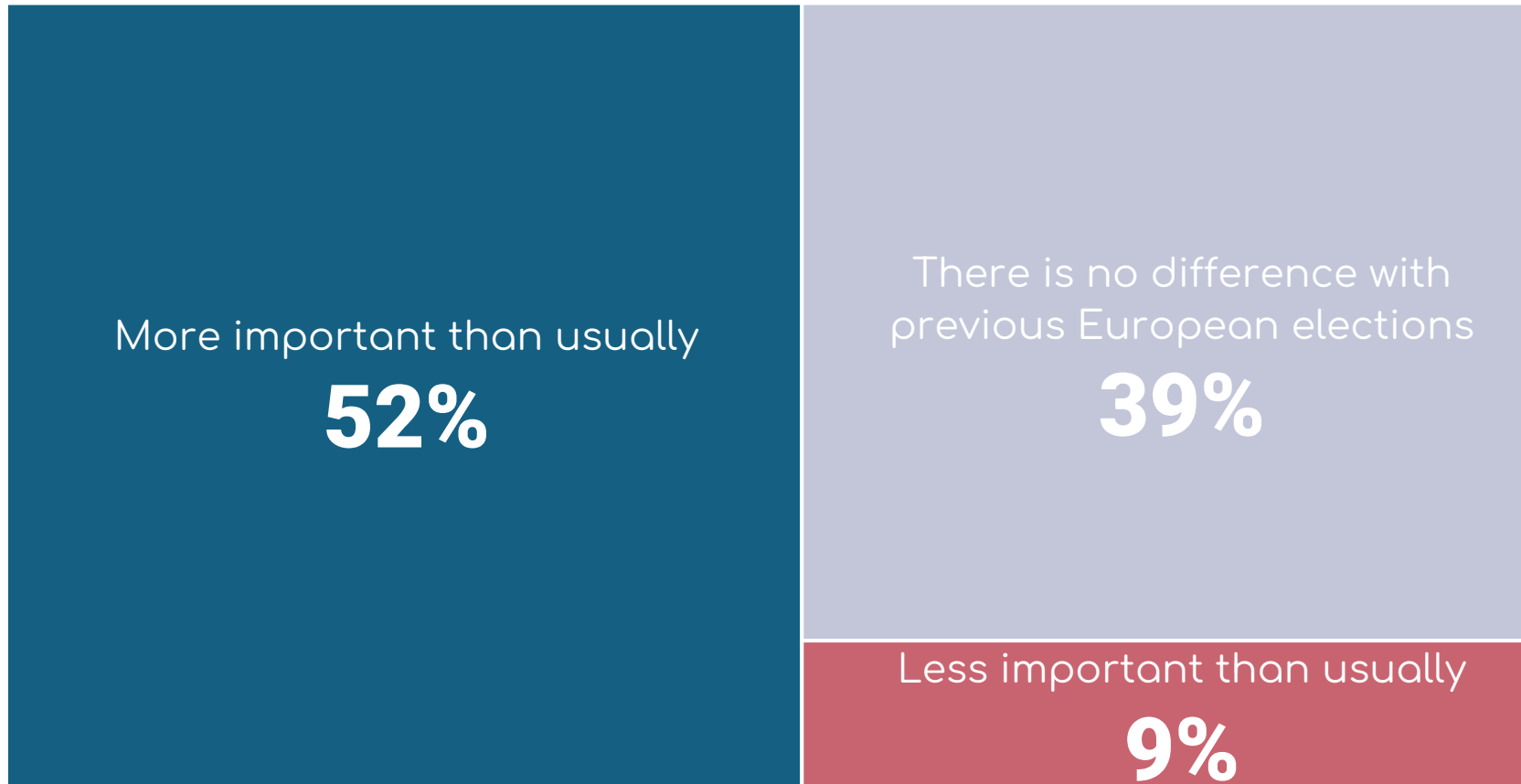
	TOTAL	EPP	S&D	RE	ID	ECR	Greens	GUE/NGL	Not affiliated
<i>Base</i>	5012	729	692	331	455	342	187	178	566
A strict emission reduction policy aimed at converting to sustainable economy as fast as possible	<b>40%</b>	37%	54%	46%	27%	28%	61%	53%	43%
A more industry-friendly green policy with reduced emission reduction targets	<b>42%</b>	53%	38%	43%	48%	56%	25%	35%	42%

\*Including Italy and Spain



# Importance of 2024's European Elections








All respondents: 5012













# Importance of 2024's European Elections

All respondents: 5012

	TOTAL	 Germany	 France	 Southern Europe*	 Italy	 Spain	 CEE	 Northern Europe
Base	5012	949	724	1466	677	536	1144	729
More important than usually	<b>52%</b>	56%	42%	55%	56%	54%	52%	50%
Less important than usually	<b>9%</b>	8%	11%	8%	9%	7%	9%	10%
No difference with previous elections	<b>39%</b>	36%	46%	37%	36%	39%	39%	40%

	TOTAL	 EPP	 S&D	 RE	 ID	 ECR	 Greens	 GUE/NGL	 Not affiliated
Base	5012	729	692	331	455	342	187	178	566
More important than usually	<b>52%</b>	58%	64%	59%	54%	59%	63%	43%	53%
Less important than usually	<b>9%</b>	8%	7%	8%	11%	10%	9%	16%	9%
No difference with previous elections	<b>39%</b>	35%	29%	32%	35%	31%	28%	41%	37%

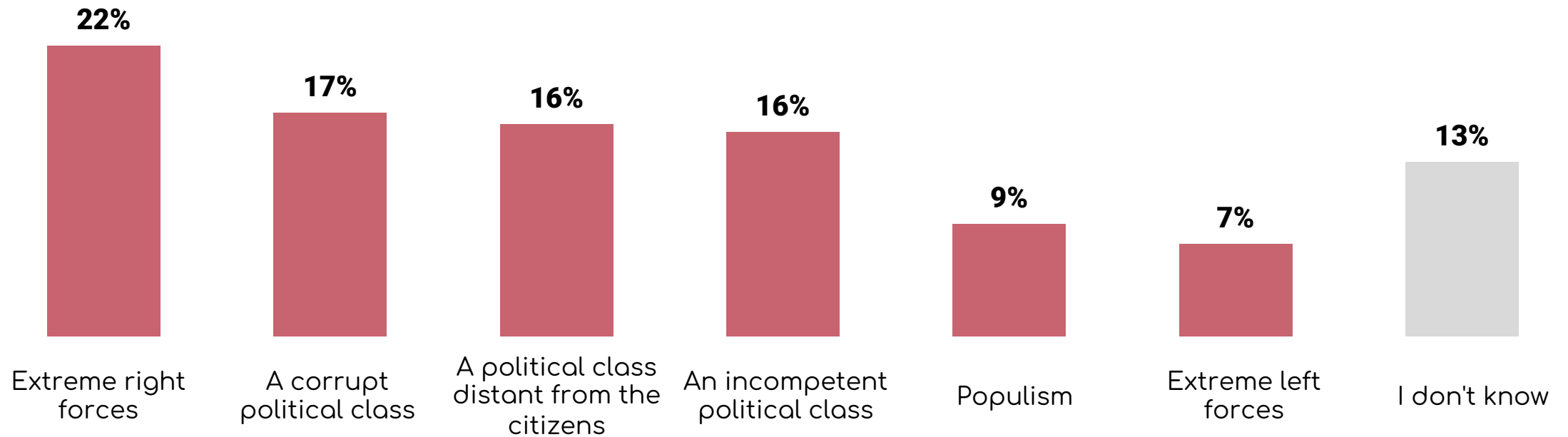
\*Including Italy and Spain

Q. In June will be held the European elections. According to you, this year's European elections are



# The main threat to the future of the European Union

All respondents: 5012





# The main threat to the future of the European Union

All respondents: 5012









	Base	TOTAL	Germany	France	Southern Europe*	Italy	Spain	CEE	Northern Europe
Extreme right forces		5012	949	724	1466	677	536	1144	729
A corrupt political class		17%	10%	12%	19%	12%	20%	26%	15%
A political class distant from the citizens		16%	21%	13%	15%	16%	15%	16%	16%
An incompetent political class		16%	16%	11%	20%	25%	18%	15%	12%
Populism		9%	7%	10%	9%	11%	8%	8%	9%
Extreme left forces		7%	6%	11%	6%	5%	8%	7%	8%

\*Including Italy and Spain



# The main threat to the future of the European Union

All respondents: 5012

	TOTAL	 EPP	 S&D	 RE	 ID	 ECR	 Greens	 GUE/NGL	 Not affiliated
Base	5012	729	692	331	455	342	187	178	566
Extreme right forces	<b>22%</b>	26%	41%	27%	6%	6%	42%	34%	22%
A corrupt political class	<b>17%</b>	15%	13%	16%	21%	21%	13%	12%	21%
A political class distant from the citizens	<b>16%</b>	18%	12%	13%	22%	24%	12%	22%	15%
An incompetent political class	<b>16%</b>	16%	15%	14%	19%	15%	10%	6%	16%
Populism	<b>9%</b>	11%	12%	17%	3%	7%	16%	10%	7%
Extreme left forces	<b>7%</b>	7%	3%	6%	19%	20%	4%	6%	6%





BRUSSELS  
Av. De la Renaissance, 1  
1000 Brussels

[info@pollingeurope.eu](mailto:info@pollingeurope.eu)