



Europeans' views on the international situation and the upcoming European elections

June 2024



RESEARCH METHODOLOGY



Research Methodology



This survey has been conducted online through CAWI method (Computer Assisted Web Interview) on a sample representative of the European Union 18+ population.



The total sample size is 5.034 complete interviews, distributed proportionally to the population of the 27 EU countries with a slight correction which allows to analyze the data on the pan-European level and 5 different areas: Germany, France, Eastern Europe, Northern Europe, Southern Europe. For each country proportional quotas were set for age and gender. Quotas were calculated regarding the most recent parameters provided by Eurostat.



Interviews were collected between the 23rd and 30th of May 2024.



The report shows breakdowns by European political groups parties' voters and the following geographical areas:



1) Germany

2) France



3) Eastern Countries (Baltic states, Poland, Czech R., Slovakia, Hungary, Romania, Bulgaria, Croatia, Slovenia)



4) Northern Countries (Sweden, Denmark, Finland, Belgium, Netherlands, Lux., Ireland, Austria)



5) Southern Countries (Spain, Italy, Portugal, Greece, Malta, Cyprus)



+ separate data for Italy and Spain

For European political groups parties' voters, in each country, people were interviewed on voting intentions on a national party basis and the results were recoded European political groups

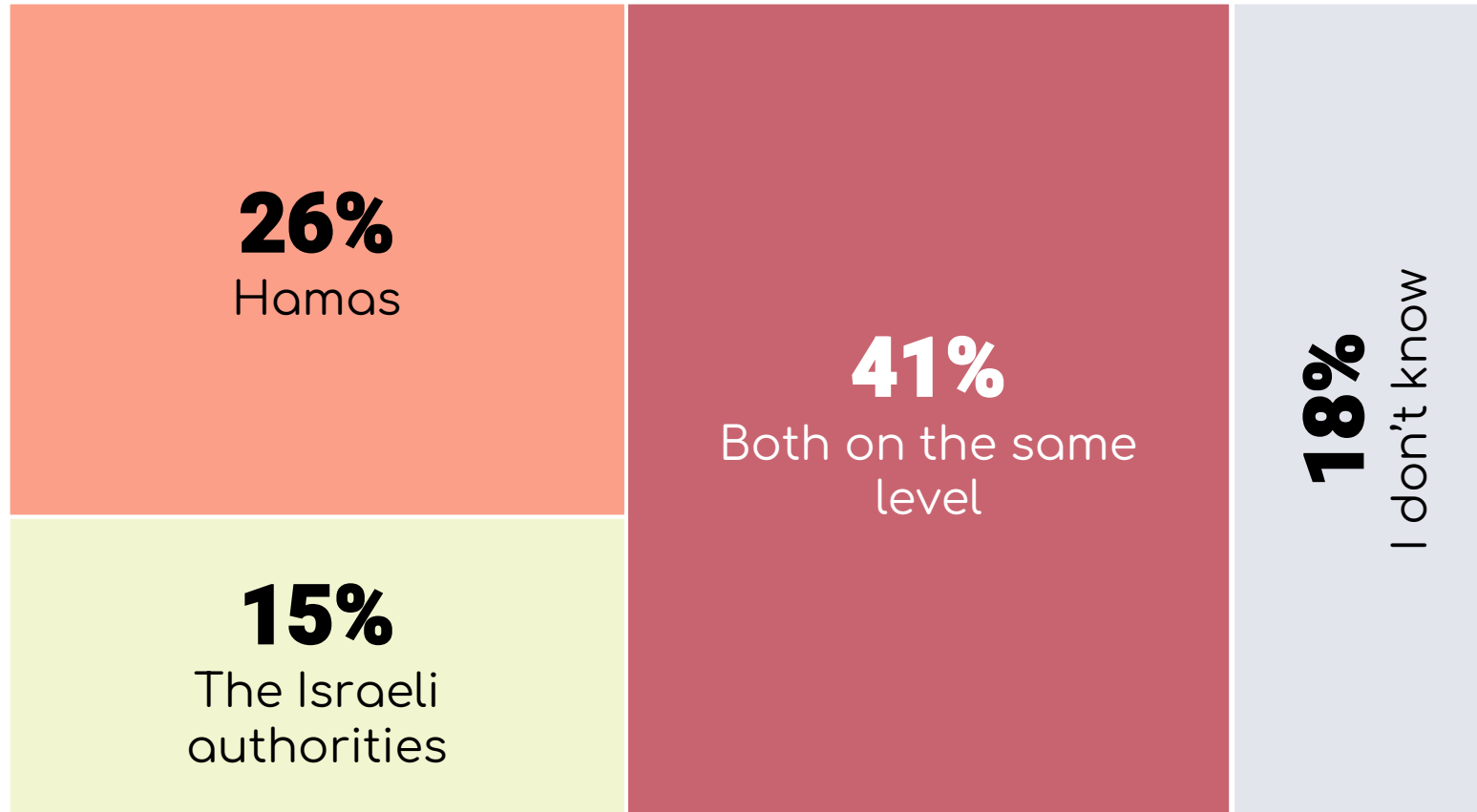
A large white number "1" centered within a bright yellow circle. The circle is set against a background of several concentric, semi-transparent blue circles of varying shades, creating a ripple effect. A thin white horizontal line is visible to the left of the yellow circle.

THE MIDDLE EAST CONFLICT



The responsibilities in the Middle East conflict








All respondents: 5.034





The responsibilities in the Middle East conflict

All respondents: 5.034










	TOTAL	 Germany	 France	 Southern Europe*	 Italy	 Spain	 CEE	 Northern Europe
Base	5.034	958	736	1.450	682	513	1.154	736
Hamas	26%	31%	31%	23%	19%	27%	28%	20%
The Israeli authorities	15%	10%	13%	21%	22%	20%	12%	19%
Both on the same level	41%	41%	33%	45%	48%	39%	41%	39%
I don't know	18%	18%	24%	11%	11%	13%	20%	21%

*Including Italy and Spain



The responsibilities in the Middle East conflict

All respondents: 5.034

	TOTAL	 EPP	 S&D	 RE	 ID	 ECR	 Greens	 GUE/NGL	 Not affiliated	 No voting intention
Base	5.034	776	729	333	475	287	179	220	631	656
Hamas	26%	39%	25%	34%	32%	38%	38%	18%	23%	10%
The Israeli authorities	15%	10%	18%	13%	13%	14%	13%	37%	27%	9%
Both on the same level	41%	40%	47%	43%	38%	41%	35%	32%	37%	39%
I don't know	18%	10%	9%	10%	17%	7%	14%	12%	12%	42%

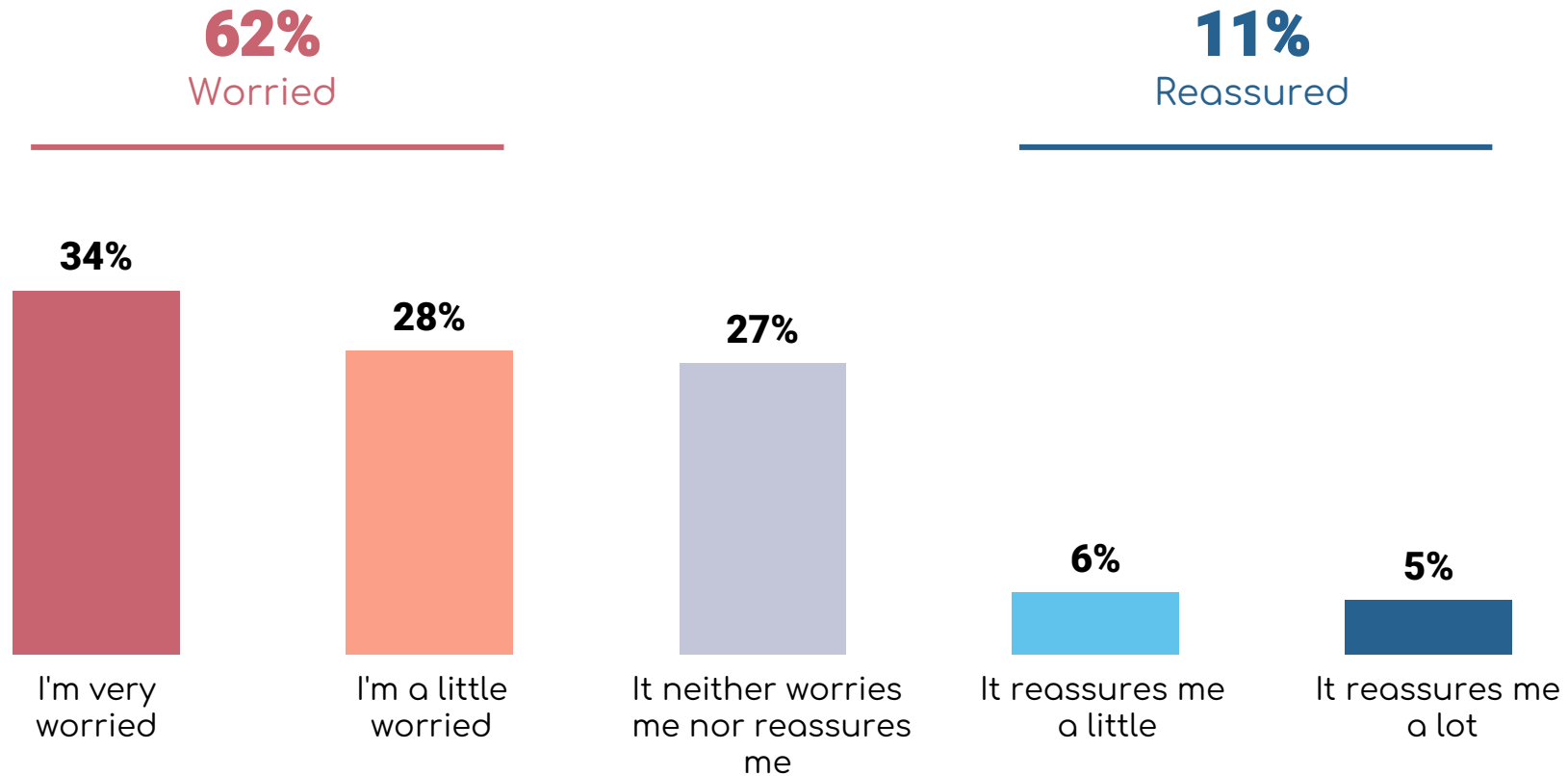
A large white number "2" centered within a bright yellow circle. The circle is set against a background of several concentric, semi-transparent blue circles of varying shades, creating a ripple effect. A thin white horizontal line is positioned to the left of the yellow circle.

THE EUROPEAN ELECTIONS & UPCOMING EUROPEAN PARLIAMENT



The feelings related to the rise of far-right parties in Europe

All respondents: 5.034





The feelings related to the rise of far-right parties in Europe

All respondents: 5.034










	Base	TOTAL	Germany	France	Southern Europe*	Italy	Spain	CEE	Northern Europe
	5.034	958	736	1.450	682	513	1.154	736	
Total Worried	62%	67%	56%	64%	65%	58%	57%	63%	
I'm very worried	34%	42%	33%	40%	46%	32%	23%	30%	
I'm a little worried	28%	25%	23%	25%	19%	26%	35%	33%	
It neither worries me nor reassures me	27%	20%	28%	26%	25%	28%	34%	27%	
Total Reassured	11%	13%	17%	10%	10%	14%	9%	10%	
It reassures me a little	6%	7%	7%	6%	4%	8%	4%	6%	
It reassures me a lot	5%	6%	9%	5%	5%	6%	5%	5%	

*Including Italy and Spain



The feelings related to the rise of far-right parties in Europe

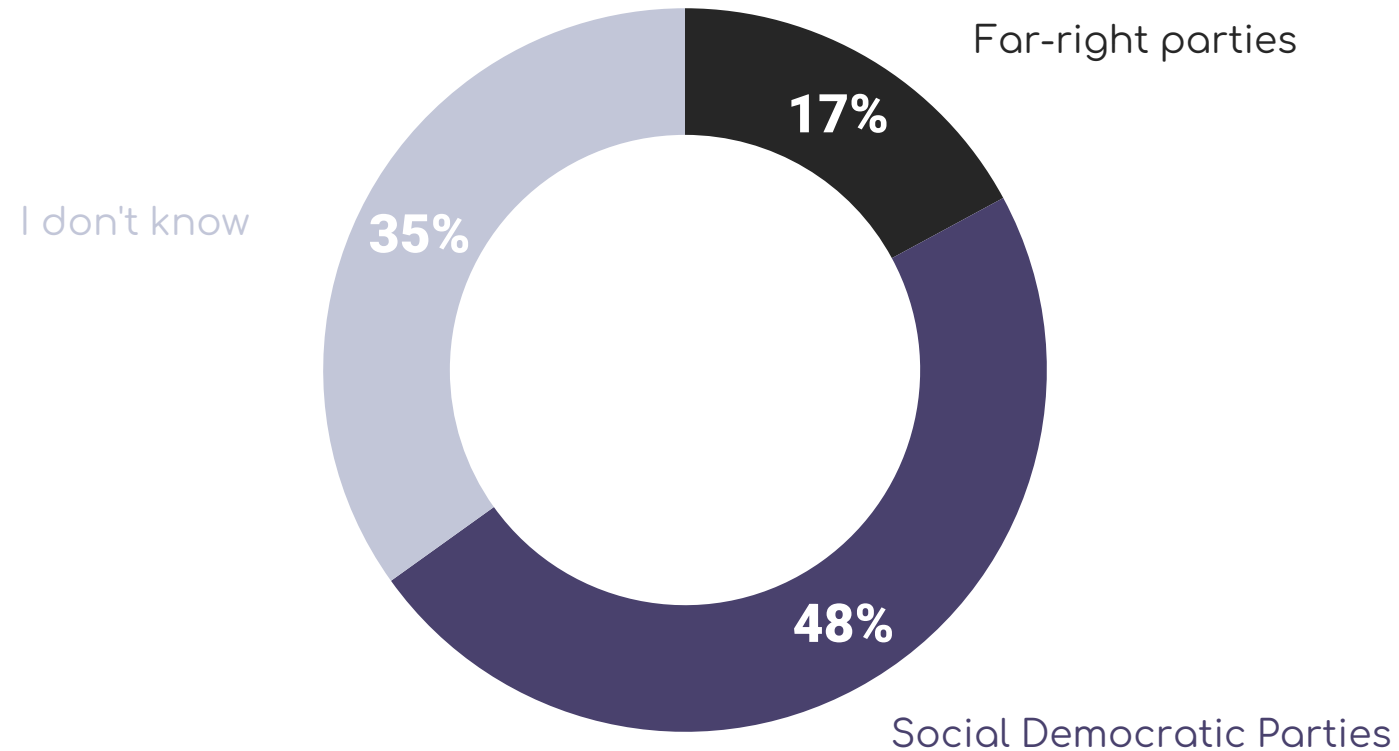
All respondents: 5.034

										
	TOTAL	EPP	S&D	RE	ID	ECR	Greens	GUE/NGL	Not affiliated	No voting intention
	Base	776	729	333	475	287	179	220	631	656
Total Worried	62%	68%	83%	74%	27%	39%	85%	79%	64%	48%
I'm very worried	34%	32%	58%	40%	10%	13%	58%	58%	36%	23%
I'm a little worried	28%	36%	26%	34%	17%	25%	27%	21%	28%	25%
It neither worries me nor reassures me	27%	22%	12%	21%	39%	33%	10%	14%	25%	42%
Total Reassured	11%	10%	4%	5%	34%	29%	4%	7%	11%	10%
It reassures me a little	6%	6%	2%	3%	17%	12%	1%	5%	5%	4%
It reassures me a lot	5%	4%	2%	2%	17%	17%	3%	2%	6%	6%



The ideal collaboration for the EPP after the election








All respondents: 5.034














The ideal collaboration for the EPP after the election

All respondents: 5.034

								
	TOTAL	Germany	France	Southern Europe*	Italy	Spain	CEE	Northern Europe
Base	5.034	958	736	1.450	682	513	1.154	736
Far-right parties	17%	13%	22%	18%	15%	25%	19%	17%
Social Democratic Parties	48%	56%	33%	54%	53%	54%	43%	47%
I don't know	35%	31%	45%	28%	32%	21%	38%	36%

										
	TOTAL	EPP	S&D	RE	ID	ECR	Greens	GUE/NGL	Not affiliated	No voting intention
Base	5.034	776	729	333	475	287	179	220	631	656
Far-right parties	17%	18%	5%	13%	47%	55%	8%	13%	19%	10%
Social Democratic Parties	48%	55%	78%	62%	18%	25%	66%	63%	51%	24%
I don't know	35%	27%	17%	25%	35%	21%	26%	23%	30%	66%

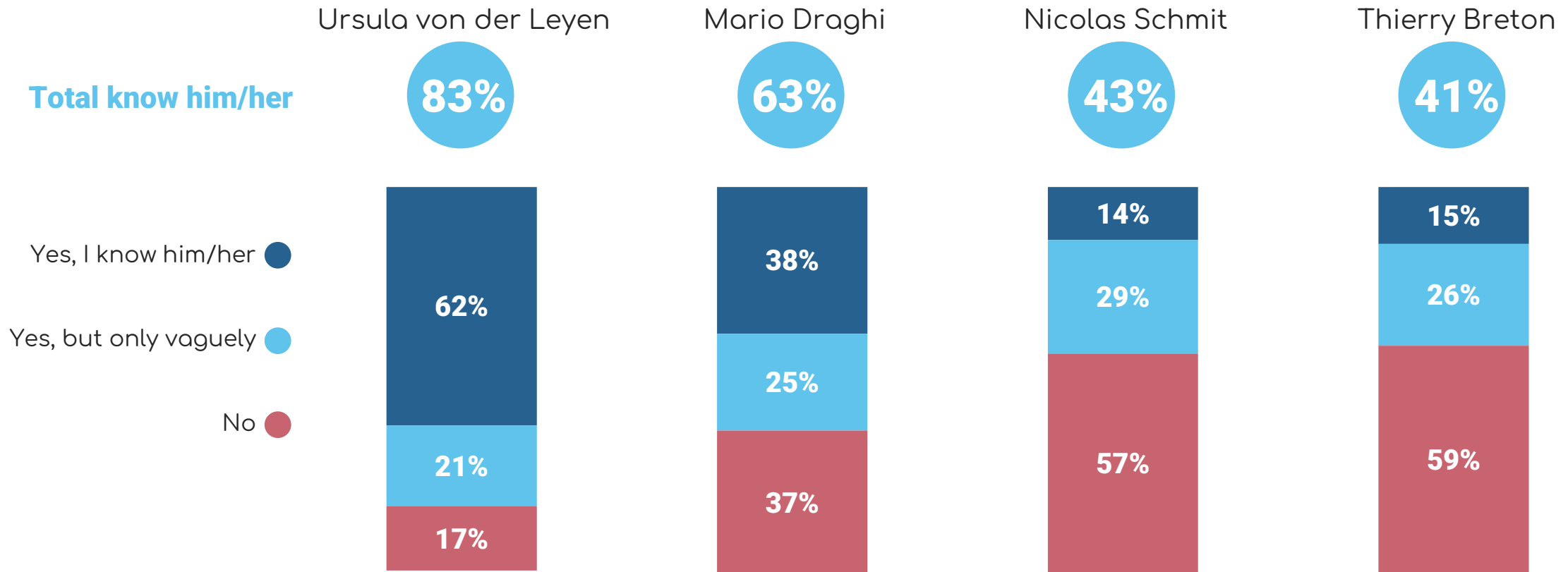
*Including Italy and Spain

Q. If you had to choose, do you think that the European People's Party (centre-right parties), in the next European Parliament, should opt for a collaboration with...



The awareness of some European leaders

All respondents: 5.034





The awareness of some European leaders

All respondents: 5.034










	Base	TOTAL KNOW HIM / HER	Germany	France	Southern Europe*	Italy	Spain	CEE	Northern Europe
Ursula von der Leyen	5.034	83%	92%	70%	87%	93%	80%	85%	76%
Mario Draghi		63%	64%	50%	86%	97%	75%	49%	49%
Nicolas Schmit		43%	35%	26%	54%	55%	53%	53%	34%
Thierry Breton		41%	34%	53%	43%	41%	46%	41%	35%

*Including Italy and Spain



The awareness of some European leaders

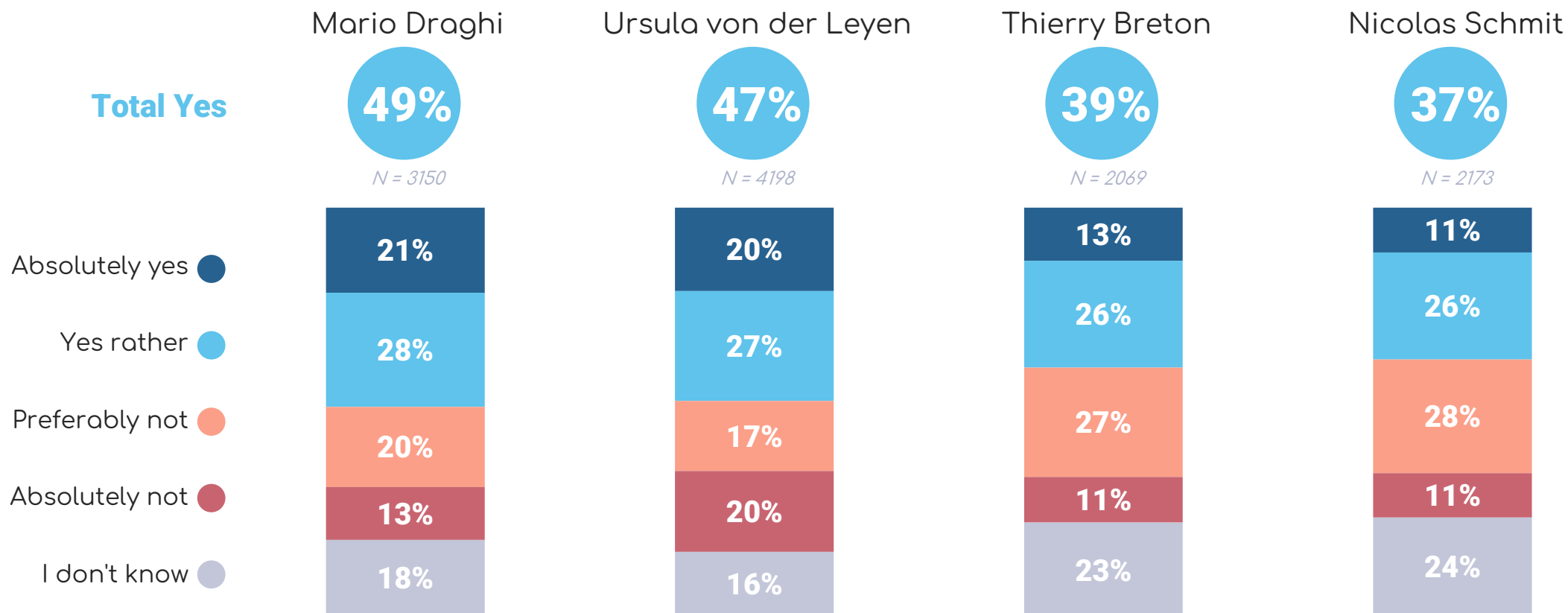
All respondents: 5.034

		TOTAL KNOW HIM / HER									
	Base	5.034	776	729	333	475	287	179	220	631	656
Ursula von der Leyen	83%	90%	90%	90%	79%	88%	91%	83%	89%	64%	
Mario Draghi	63%	69%	73%	70%	56%	75%	67%	62%	70%	42%	
Nicolas Schmit	43%	48%	54%	45%	33%	56%	40%	47%	53%	26%	
Thierry Breton	41%	45%	46%	50%	41%	46%	50%	53%	49%	21%	



The best future President of the next European Commission

All respondents: 5.034



Q. In your opinion, would the following politicians be appropriate to become President of the next European Commission after the European Elections?
Each politician is evaluated on the base of those who know him/her



The best future President of the next European Commission

All respondents: 5.034

TOTAL YES



Germany



France



Southern Europe*



Italy



Spain



CEE



Northern Europe

Mario Draghi

49%

41%

33%

59%

68%

51%

47%

44%

Ursula von der Leyen

47%

45%

29%

49%

45%

56%

53%

54%

Thierry Breton

39%

39%

40%

33%

29%

38%

46%

36%

Nicolas Schmit

37%

37%

29%

36%

32%

40%

41%

40%

**Including Italy and Spain*










Q. In your opinion, would the following politicians be appropriate to become President of the next European Commission after the European Elections?

Each politician is evaluated on the base of those who know him/her



The best future President of the next European Commission

All respondents: 5.034

	TOTAL YES	 EPP	 S&D	 RE	 ID	 ECR	 Greens	 GUE/NGL	 Not affiliated	 No voting intention
Mario Draghi	49%	55%	62%	59%	41%	55%	46%	40%	43%	32%
Ursula von der Leyen	47%	70%	62%	58%	25%	44%	55%	38%	37%	26%
Thierry Breton	39%	47%	41%	50%	36%	41%	44%	42%	29%	24%
Nicolas Schmit	37%	46%	45%	36%	41%	35%	40%	42%	32%	20%

Q. In your opinion, would the following politicians be appropriate to become President of the next European Commission after the European Elections?
Each politician is evaluated on the base of those who know him/her

A large, bold white number "3" centered within a bright yellow circle. The circle is set against a background of concentric blue circles of varying shades, creating a ripple effect. A thin white horizontal line is positioned to the left of the circle.

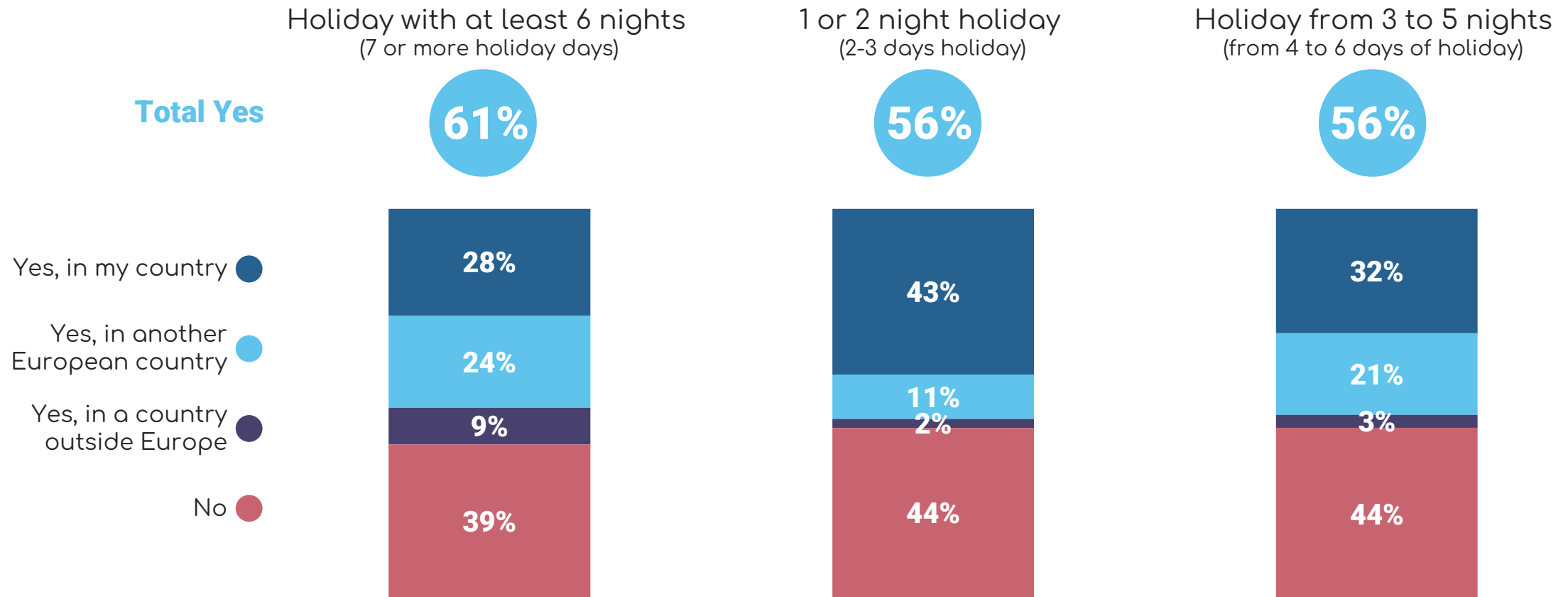
3

EUROPEANS PLANS FOR THE SUMMER HOLIDAYS



Intention to take holidays in the upcoming months








All respondents: 5.034





Intention to take holidays in the upcoming months

All respondents: 5.034

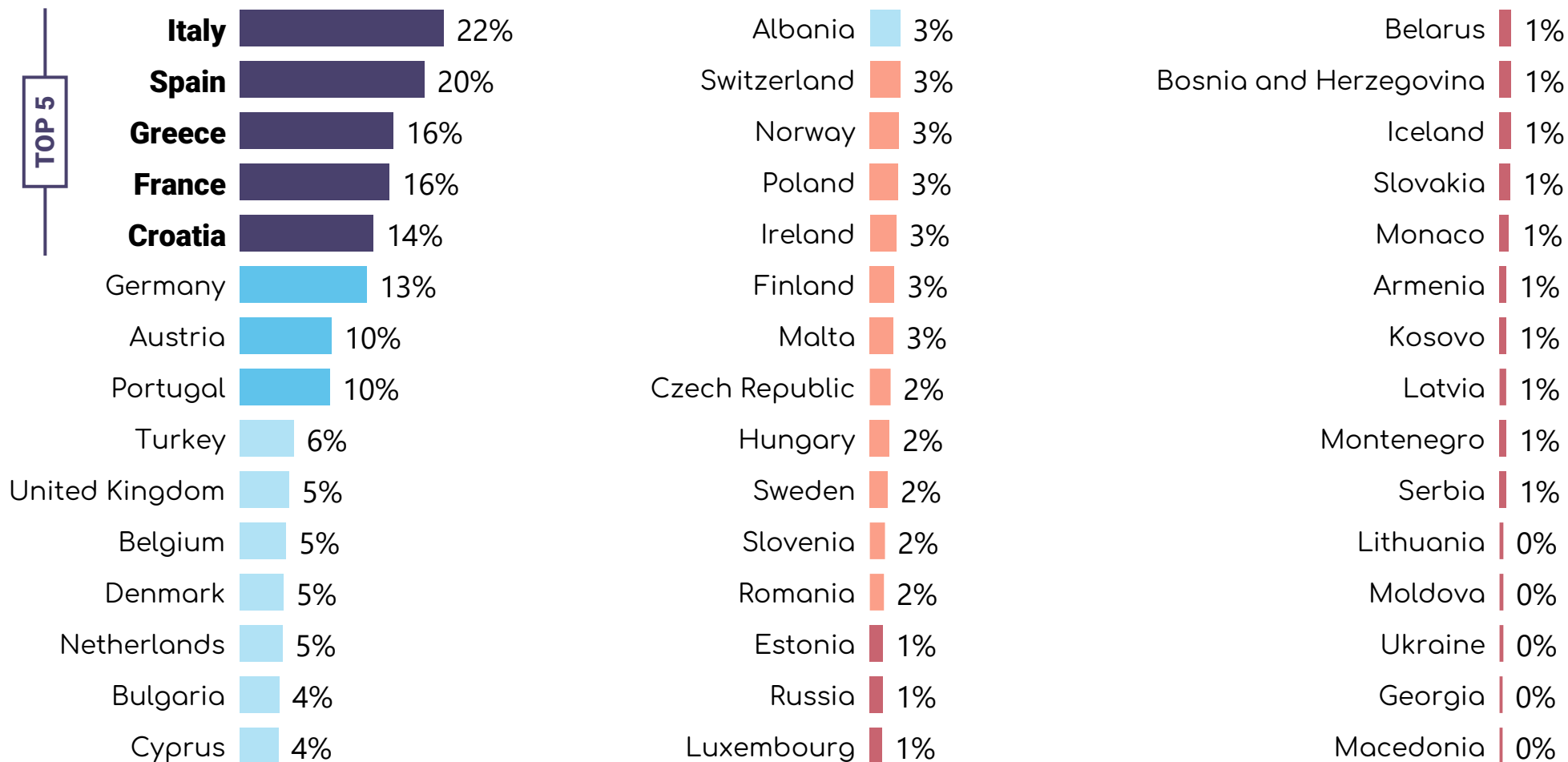
	TOTAL YES	 Germany	 France	 Southern Europe*	 Italy	 Spain	 CEE	 Northern Europe	
	Base	5.034	958	736	1.450	682	513	1.154	736
Holiday with at least 6 nights (7 or more holiday days)	61%	61%	58%	60%	58%	65%	60%	63%	
1 or 2 night holiday (2-3 days holiday)	56%	49%	49%	58%	53%	63%	62%	62%	
Holiday from 3 to 5 nights (from 4 to 6 days of holiday)	56%	50%	47%	58%	50%	67%	62%	57%	

*Including Italy and Spain



European destinations for summer holidays

All respondents: 1.935










Q. Specify which European country you have decided to travel to (up to 3 answers possible)
Question asked to those who plan to travel abroad in Europe



European destinations for summer holidays

All respondents: 1.935

TOP20 COUNTRIES	TOTAL							
		Germany	France	Southern Europe*	Italy	Spain	CEE	Northern Europe
Base	1.935	403	167	473	205	194	496	397
Italy	22%	21%	20%	20%	-	36%	24%	22%
Spain	20%	25%	26%	15%	26%	-	14%	22%
Greece	16%	16%	12%	12%	12%	12%	24%	15%
France	16%	15%	-	23%	18%	27%	12%	20%
Croatia	14%	14%	8%	10%	12%	7%	22%	11%
Germany	13%	-	10%	18%	13%	23%	15%	21%
Austria	10%	17%	8%	7%	11%	4%	10%	6%
Portugal	10%	8%	16%	14%	8%	24%	5%	10%
Turkey	6%	9%	2%	2%	1%	1%	8%	5%
United Kingdom	5%	3%	8%	8%	4%	11%	5%	4%
Belgium	5%	4%	9%	5%	4%	4%	4%	6%
Denmark	5%	7%	4%	4%	4%	4%	4%	5%
Netherlands	5%	6%	2%	5%	5%	6%	5%	3%
Bulgaria	4%	2%	2%	2%	2%	2%	11%	2%
Cyprus	4%	4%	3%	4%	3%	2%	6%	4%
Albania	3%	3%	3%	3%	3%	2%	5%	2%
Switzerland	3%	3%	3%	3%	3%	2%	4%	3%
Norway	3%	5%	3%	2%	3%	3%	2%	4%
Poland	3%	6%	4%	2%	1%	1%	3%	2%
Ireland	3%	4%	4%	4%	3%	6%	2%	2%

Q. Specify which European country you have decided to travel to (up to 3 answers possible)

Question asked to those who plan to travel abroad in Europe



Photo by christian-lue on Unplash



Polling Europe is an innovative research firm born from the esteemed collaboration of SWG and OpinionWay, two premier market and social research entities from Italy and France. Located in the heart of Brussels, Polling Europe specializes in conducting comprehensive public affairs surveys and opinion polls, delving into the nuanced landscape of EU public opinion. Our expertise spans both ad hoc research endeavors and meticulously crafted multi-client surveys, providing quick and cost-effective insights into European public opinion. With a commitment to excellence and a dedication to unveiling Europeans dynamic socio-political climate, Polling Europe will be a trusted partner in answering your questions regarding the future of Europe.

Office

Avenue de la Renaissance, 1
1000 Brussels
Belgium

Rado Fonda

Deputy Managing Director – Head of Research
rado@pollingeurope.eu

Bruno Jeanbart

Deputy Managing Director – Head of Research
bruno@pollingeurope.eu

Thomas Philipp Reiter

Head of Brussels Office
+32 28805024
reiter@pollingeurope.eu



BRUSSELS
Av. De la Renaissance, 1
1000 Brussels

info@pollingeurope.eu