



Europeans' views on the 2024 US elections

November 2024



RESEARCH METHODOLOGY



Research Methodology



This survey has been conducted online through CAWI method (Computer Assisted Web Interview) on a sample representative of the European Union 18+ population.




The total sample size is 5.059 complete interviews, distributed proportionally to the population of the 27 EU countries with a slight correction which allows to analyze the data on the pan-European level and 5 different areas: Germany, France, Eastern Europe, Northern Europe, Southern Europe. For each country proportional quotas were set for age and gender. Quotas were calculated regarding the most recent parameters provided by Eurostat.



Interviews were collected between the 18st and 24th of October 2024, in the local language.



The report shows breakdowns by European political groups parties' voters and the following geographical areas:



1) Germany

2) France



3) Central and Eastern Europe (Baltic states, Poland, Czech R., Slovakia, Hungary, Romania, Bulgaria, Croatia, Slovenia)



4) Northern Europe (Sweden, Denmark, Finland, Belgium, Netherlands, Lux., Ireland, Austria)



5) Southern Europe (Spain, Italy, Portugal, Greece, Malta, Cyprus)



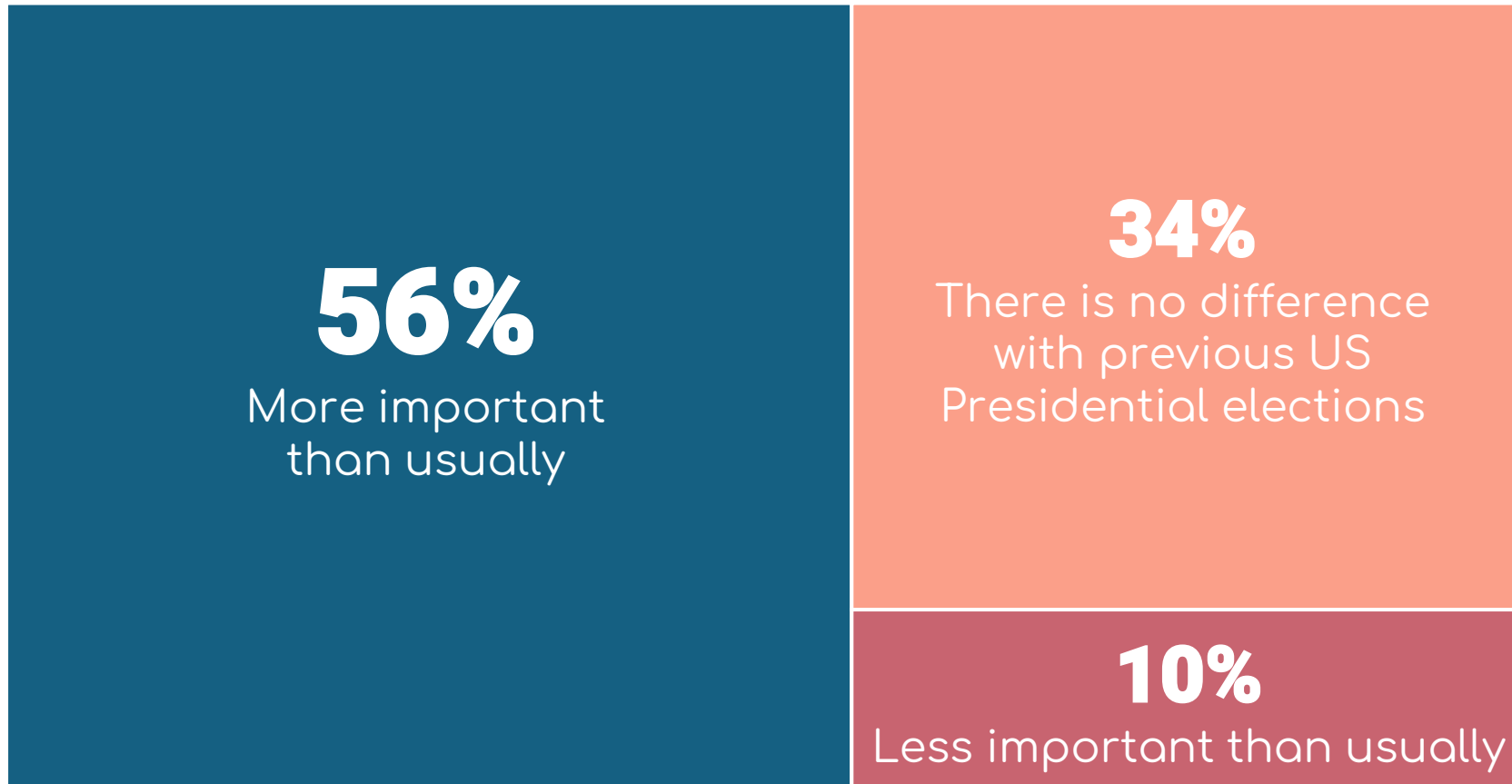
+ separate data for Italy and Spain

For European political groups parties' voters, in each country, people were interviewed on EU election vote on a national party basis and the results were recoded European political groups



The importance of the 2024 US Presidential election








All respondents: 5.059





The importance of the 2024 US Presidential election

All respondents: 5.059










	Base	TOTAL	 Germany	 France	 Southern Europe*	 Italy	 Spain	 CEE	 Northern Europe
More important than usually		56%	66%	50%	52%	57%	43%	52%	60%
Less important than usually		10%	13%	9%	9%	7%	12%	10%	10%
There is no difference with previous US Presidential elections		34%	21%	41%	39%	35%	45%	38%	30%

*Including Italy and Spain



The importance of the 2024 US Presidential election

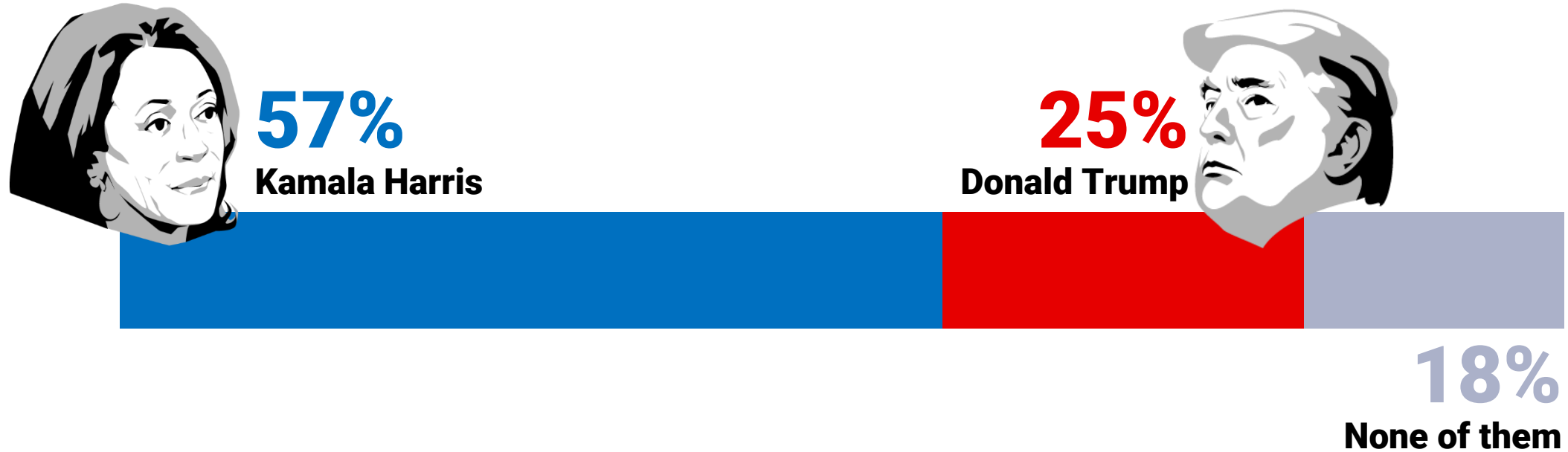
All respondents: 5.059

											
	TOTAL	GUE/NGL	S&D	Greens	RE	EPP	ECR	Patriots	ESN	No vote	
	Base	5.059	218	745	181	363	823	272	417	192	636
More important than usually	56%	58%	65%	67%	57%	60%	60%	56%	60%	44%	
Less important than usually	10%	7%	9%	12%	10%	8%	3%	8%	16%	13%	
There is no difference with previous US Presidential elections	34%	35%	26%	20%	32%	32%	37%	36%	24%	43%	



The favorite candidate for the 2024 US Presidential election

All respondents: 5,059





The favorite candidate for the 2024 US Presidential election

All respondents: 5,059

	Base	TOTAL	Germany	France	Southern Europe*	Italy	Spain	CEE	Northern Europe
	5,059	961	705	1,490	688	545	1,162	740	
Kamala Harris	57%	59%	65%	55%	55%	56%	49%	64%	
Donald Trump	25%	27%	14%	22%	21%	22%	36%	21%	
None of them	18%	14%	21%	23%	24%	22%	15%	15%	

*Including Italy and Spain



The favorite candidate for the 2024 US Presidential election

All respondents: 5.059










		TOTAL									
	Base	5.059	GUE/NGL	S&D	Greens	RE	EPP	ECR	Patriots	ESN	No vote
			218	745	181	363	823	272	417	192	636
Kamala Harris	57%	65%	77%	68%	73%	64%	38%	41%	32%	47%	
Donald Trump	25%	14%	14%	20%	17%	23%	48%	45%	53%	23%	
None of them	18%	20%	9%	12%	11%	13%	14%	15%	15%	30%	



Image of Kamala Harris and Donald Trump

All respondents: 5.059



Kamala Harris

6,0



Donald Trump

3,5

Average/10

Marks 9 and 10 ●

Marks 7 and 8 ●

Marks 5 and 6 ●

Marks 0 to 4 ●

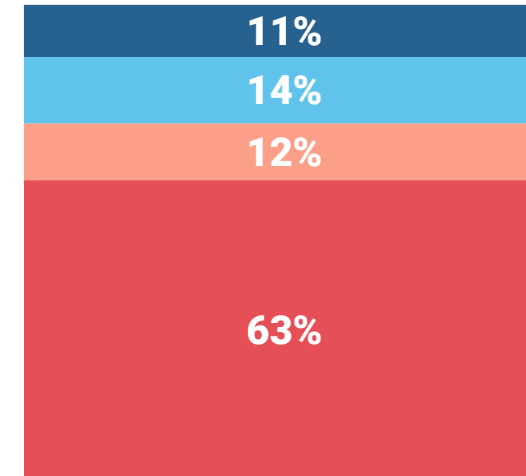
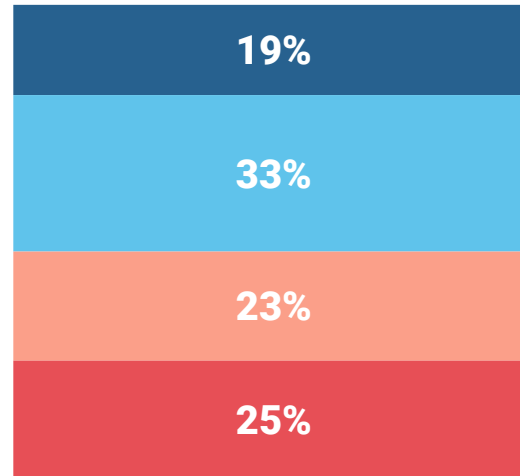




















Image of Kamala Harris and Donald Trump

All respondents: 5.059

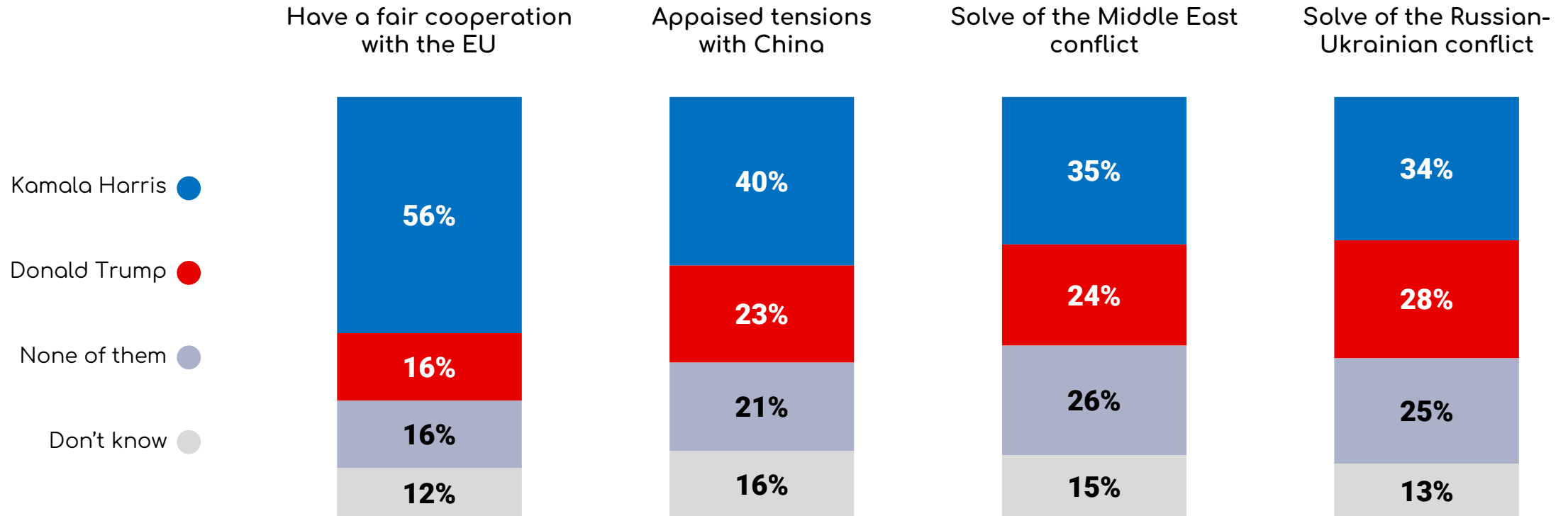
								
	Average	Germany	France	Southern Europe*	Italy	Spain	CEE	Northern Europe
Base	5.059	961	705	1490	688	545	1162	740
Kamala Harris	6,0	6,2	6,2	5,7	5,7	5,7	5,9	6,4
Donald Trump	3,5	3,2	2,6	3,1	3,0	3,2	4,8	3,3

										
	Average	GUE/NGL	S&D	Greens	RE	EPP	ECR	Patriots	ESN	No vote
Base	5.059	218	745	181	363	823	272	417	192	636
Kamala Harris	6,0	6,1	7,1	6,8	6,8	6,7	5,1	5,3	4,5	5,4
Donald Trump	3,5	2,4	2,4	2,5	2,7	3,5	5,3	5,1	5,6	3,3



The impact of results on international issues

All respondents: 5.059





The impact of results on international issues

All respondents: 5.059



Kamala Harris

	TOTAL	Germany	France	Southern Europe*	Italy	Spain	CEE	Northern Europe
Base	5.059	961	705	1490	688	545	1162	740
Have a fair cooperation with the EU	56%	61%	59%	54%	49%	57%	47%	63%
Appaised tensions with China	40%	41%	41%	43%	41%	45%	37%	41%
Solve of the Middle East conflict	35%	36%	32%	37%	35%	41%	34%	36%
Solve of the Russian-Ukrainian conflict	34%	31%	32%	35%	34%	40%	34%	35%

*Including Italy and Spain



The impact of results on international issues

All respondents: 5.059



Kamala Harris



	TOTAL	GUE/NGL	S&D	Greens	RE	EPP	ECR	Patriots	ESN	No vote
Base	5.059	218	745	181	363	823	272	417	192	636
Have a fair cooperation with the EU	56%	65%	75%	73%	67%	63%	40%	42%	32%	45%
Appaised tensions with China	40%	46%	56%	42%	50%	49%	30%	29%	25%	31%
Solve of the Middle East conflict	35%	38%	49%	42%	41%	45%	28%	23%	20%	28%
Solve of the Russian-Ukrainian conflict	34%	34%	48%	44%	38%	42%	26%	19%	19%	24%



The impact of results on international issues

All respondents: 5.059



Donald Trump

	Base	TOTAL	Germany	France	Southern Europe*	Italy	Spain	CEE	Northern Europe
Solve of the Russian-Ukrainian conflict	5.059	28%	29%	14%	29%	29%	29%	36%	24%
Solve of the Middle East conflict		24%	26%	11%	23%	20%	24%	34%	21%
Appaised tensions with China		23%	21%	14%	20%	18%	21%	32%	23%
Have a fair cooperation with the EU		16%	17%	8%	14%	13%	14%	26%	13%

*Including Italy and Spain



The impact of results on international issues

All respondents: 5.059



Donald Trump










										
	Base	GUE/NGL	S&D	Greens	RE	EPP	ECR	Patriots	ESN	No vote
	5.059	218	745	181	363	823	272	417	192	636
Solve of the Russian-Ukrainian conflict	28%	20%	18%	19%	20%	25%	44%	45%	58%	28%
Solve of the Middle East conflict	24%	16%	15%	15%	16%	23%	41%	38%	50%	24%
Appaised tensions with China	23%	16%	15%	21%	17%	22%	35%	38%	41%	22%
Have a fair cooperation with the EU	16%	12%	11%	11%	12%	15%	28%	28%	33%	15%



Photo by christian-lue on Unplash



Polling Europe is an innovative research firm born from the esteemed collaboration of SWG and OpinionWay, two premier market and social research entities from Italy and France. Located in the heart of Brussels, Polling Europe specializes in conducting comprehensive public affairs surveys and opinion polls, delving into the nuanced landscape of EU public opinion. Our expertise spans both ad hoc research endeavors and meticulously crafted multi-client surveys, providing quick and cost-effective insights into European public opinion. With a commitment to excellence and a dedication to unveiling Europeans dynamic socio-political climate, Polling Europe will be a trusted partner in answering your questions regarding the future of Europe.

Office

Avenue de la Renaissance, 1
1000 Brussels
Belgium

Rado Fonda

Deputy Managing Director – Head of Research
rado@pollingeurope.eu

Bruno Jeanbart

Deputy Managing Director – Head of Research
bruno@pollingeurope.eu



BRUSSELS
Av. De la Renaissance, 1
1000 Brussels

info@pollingeurope.eu