



EUROSCOPE

The Pulse of the European Public Opinion

Highlights

Sixth wave – March 2025



RESEARCH METHODOLOGY



Research Methodology



This survey has been conducted online through CAWI method (Computer Assisted Web Interview) on a sample representative of the European Union 18+ population.




The total sample size is 5.006 complete interviews, distributed proportionally to the population of the 27 EU countries with a slight correction which allows to analyze the data on the pan-European level and 5 different areas: Germany, France, Eastern Europe, Northern Europe, Southern Europe. For each country proportional quotas were set for age and gender. Quotas were calculated regarding the most recent parameters provided by Eurostat.



Interviews were collected between the 14th and 24th of March 2025.



The report shows breakdowns by European political groups parties' voters and the following geographical areas:



1) Germany

2) France



3) CEE - Central and Eastern Countries (Baltic states, Poland, Czech R., Slovakia, Hungary, Romania, Bulgaria, Croatia, Slovenia)



4) Northern Countries (Sweden, Denmark, Finland, Belgium, Netherlands, Lux., Ireland, Austria)



5) Southern Countries (Spain, Italy, Portugal, Greece, Malta, Cyprus)



+ separate data for Italy and Spain

For European political groups parties' voters, in each country, people were interviewed on voting intentions on a national party basis and the results were recoded into European political groups

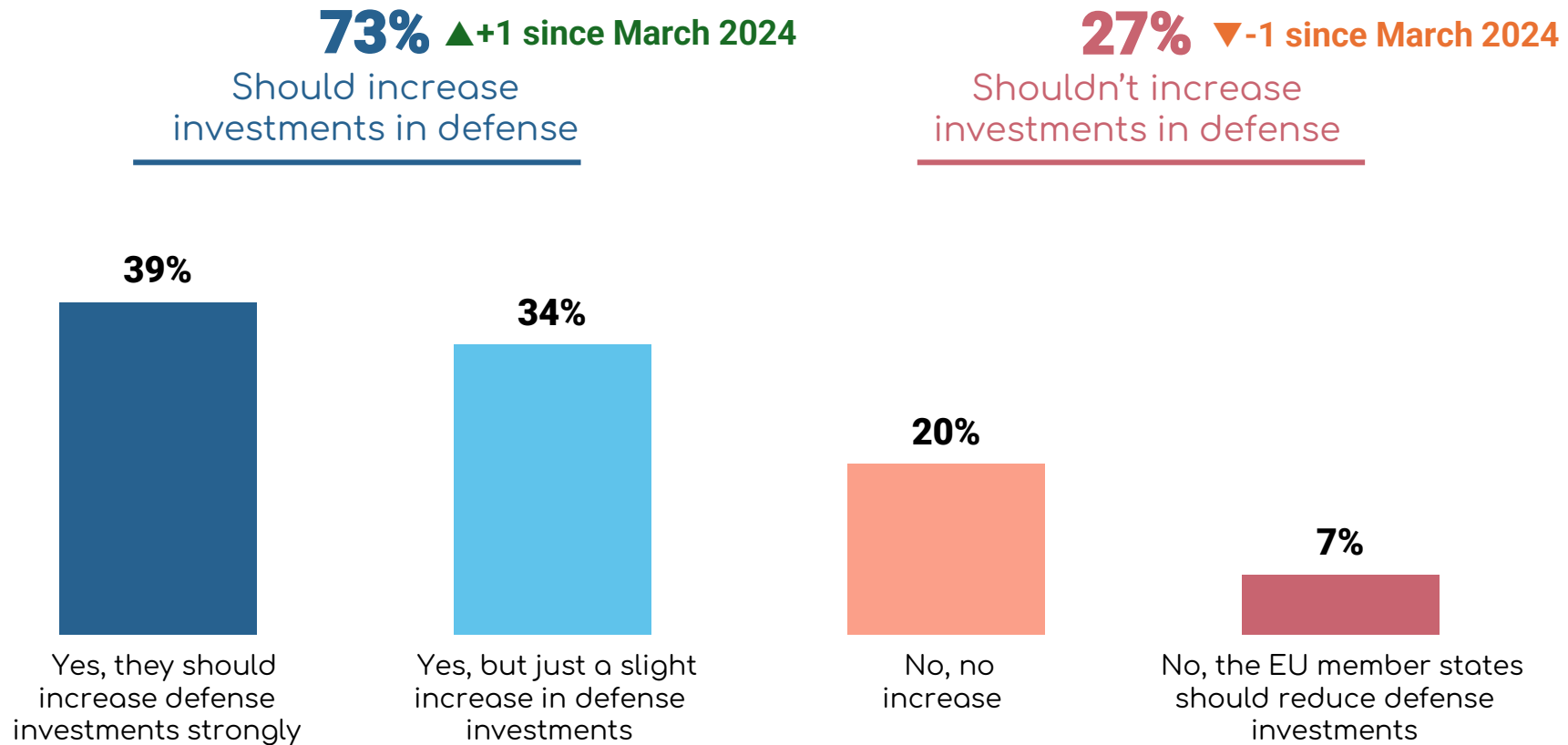
1

INTERNATIONAL POLITICS



The increase of the defense budget by single EU member states in case of a reduction of US support

All respondents: 5,006



Q. If the United States would decide to reduce the military support for Europe, do you think that your country should increase the military expenditure?



The increase of the defense budget by single EU member states in case of a reduction of US support

All respondents: 5,006









	TOTAL	Germany	France	Southern Europe*	Italy	Spain	CEE	Northern Europe
Base	5,006	826	674	1,371	587	532	1,132	1,003
Total – Should increase	73%	79%	76%	62%	49%	76%	76%	79%
<i>Yes, they should increase defense investments strongly</i>	39%	49%	38%	30%	22%	41%	42%	40%
<i>Yes, but just a slight increase in defense investments</i>	34%	30%	38%	32%	27%	35%	34%	39%
Total – Shouldn't increase	27%	21%	24%	38%	51%	24%	24%	21%
<i>No, no increase</i>	20%	13%	20%	29%	37%	20%	16%	16%
<i>No, the EU member states should reduce defense investments</i>	7%	8%	4%	9%	14%	4%	8%	5%

*Including Italy and Spain



The increase of the defense budget by single EU member states in case of a reduction of US support

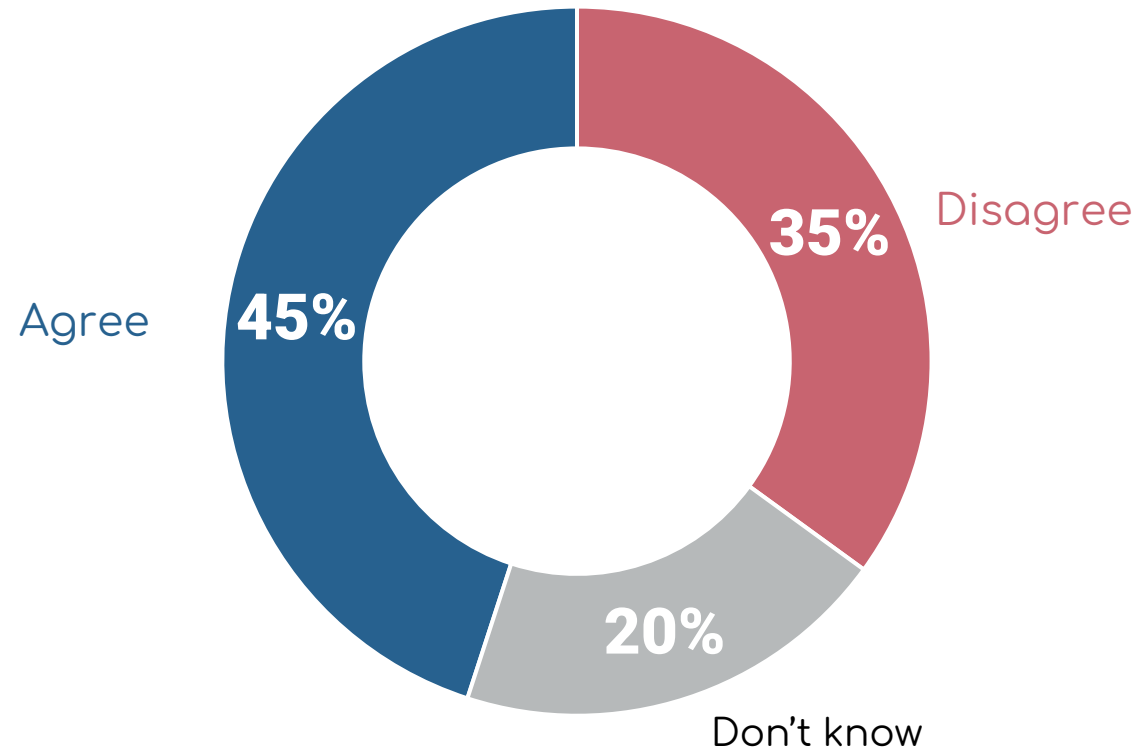
All respondents: 5,006

									
	TOTAL	GUE/NGL	S&D	Greens	RE	EPP	ECR	Patriots	ESN
	Base	346	810	321	400	883	285	517	229
Total – Should increase	73%	58%	77%	72%	87%	86%	75%	72%	68%
<i>Yes, they should increase defense investments strongly</i>	39%	25%	39%	37%	53%	52%	42%	36%	33%
<i>Yes, but just a slight increase in defense investments</i>	34%	33%	38%	35%	34%	34%	33%	36%	35%
Total – Shouldn't increase	27%	42%	23%	28%	13%	14%	25%	28%	32%
<i>No, no increase</i>	20%	31%	18%	21%	11%	11%	18%	22%	17%
<i>No, the EU member states should reduce defense investments</i>	7%	11%	5%	7%	2%	3%	7%	6%	15%



Agreement with the deployment of EU troops for peacekeeping in Ukraine








All respondents: 5,006













Agreement with the deployment of EU troops for peacekeeping in Ukraine

All respondents: 5,006

								
	TOTAL	Germany	France	Southern Europe*	Italy	Spain	CEE	Northern Europe
Base	5,006	826	674	1,371	587	532	1,132	1,003
Agree	45%	41%	45%	48%	35%	64%	36%	56%
Disagree	35%	38%	33%	38%	49%	25%	38%	25%
Don't know	20%	21%	22%	14%	16%	11%	26%	19%

									
	TOTAL	GUE/NGL	S&D	Greens	RE	EPP	ECR	Patriots	ESN
Base	5,006	346	810	321	400	883	285	517	229
Agree	45%	39%	55%	53%	56%	55%	43%	40%	25%
Disagree	35%	44%	27%	29%	26%	28%	39%	42%	59%
Don't know	20%	17%	18%	18%	18%	17%	18%	18%	16%

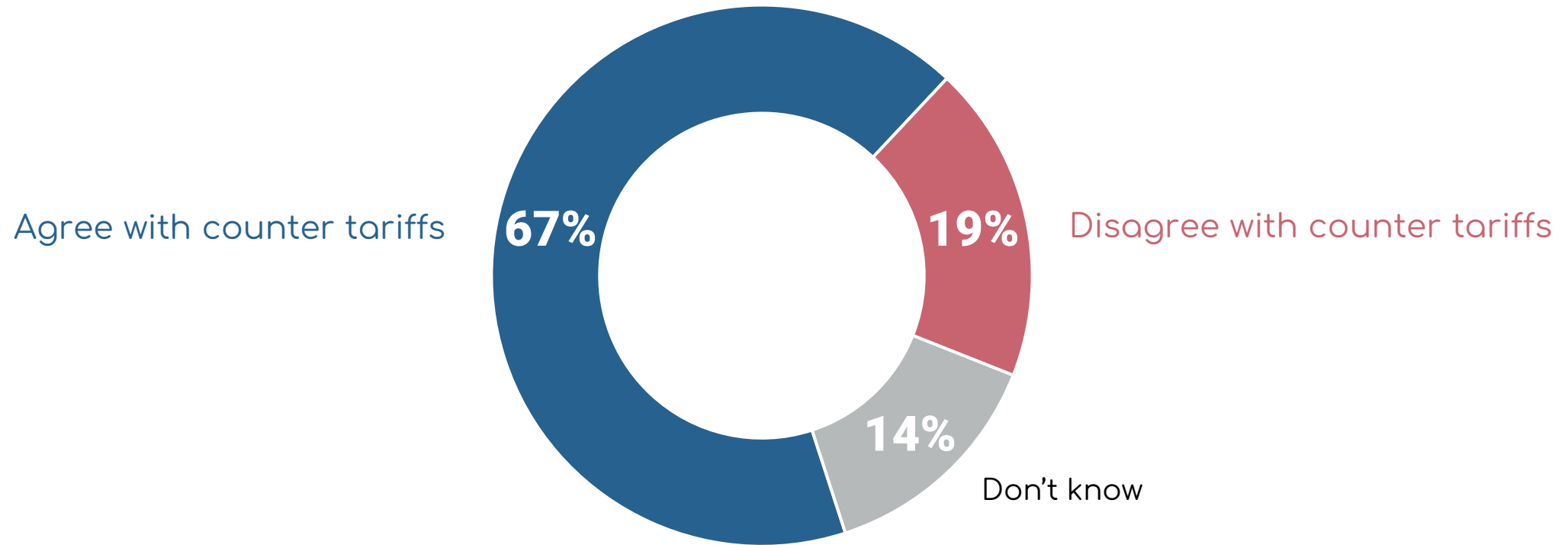
*Including Italy and Spain

Q. Do you agree or disagree with European countries sending troops into Ukraine after the end of the war to ensure peacekeeping?



Agreement with backlash tariffs on US products

All respondents: 5,006


















Q. Regarding the tariffs imposed by Trump on European products, do you think the European Union should impose the same kind of tariffs on American products, even if this would lead to an increase in their prices?



Agreement with backlash tariffs on US products

All respondents: 5,006

								
	TOTAL	Germany	France	Southern Europe*	Italy	Spain	CEE	Northern Europe
	Base	826	674	1,371	587	532	1,132	1,003
Agree with counter tariffs	67%	61%	78%	70%	65%	76%	59%	67%
Disagree with counter tariffs	19%	23%	11%	18%	22%	13%	23%	20%
Don't know	14%	16%	11%	12%	13%	11%	18%	13%

									
	TOTAL	GUE/NGL	S&D	Greens	RE	EPP	ECR	Patriots	ESN
	Base	346	810	321	400	883	285	517	229
Agree with counter tariffs	67%	69%	77%	72%	75%	74%	59%	66%	49%
Disagree with counter tariffs	19%	18%	13%	18%	17%	16%	26%	20%	34%
Don't know	14%	13%	10%	10%	8%	10%	15%	14%	17%

Q. Regarding the tariffs imposed by Trump on European products, do you think the European Union should impose the same kind of tariffs on American products, even if this would lead to an increase in their prices? **Including Italy and Spain*

A large white number "2" centered within a bright yellow circle. The circle is set against a background of several concentric, semi-transparent blue circles that create a ripple effect.

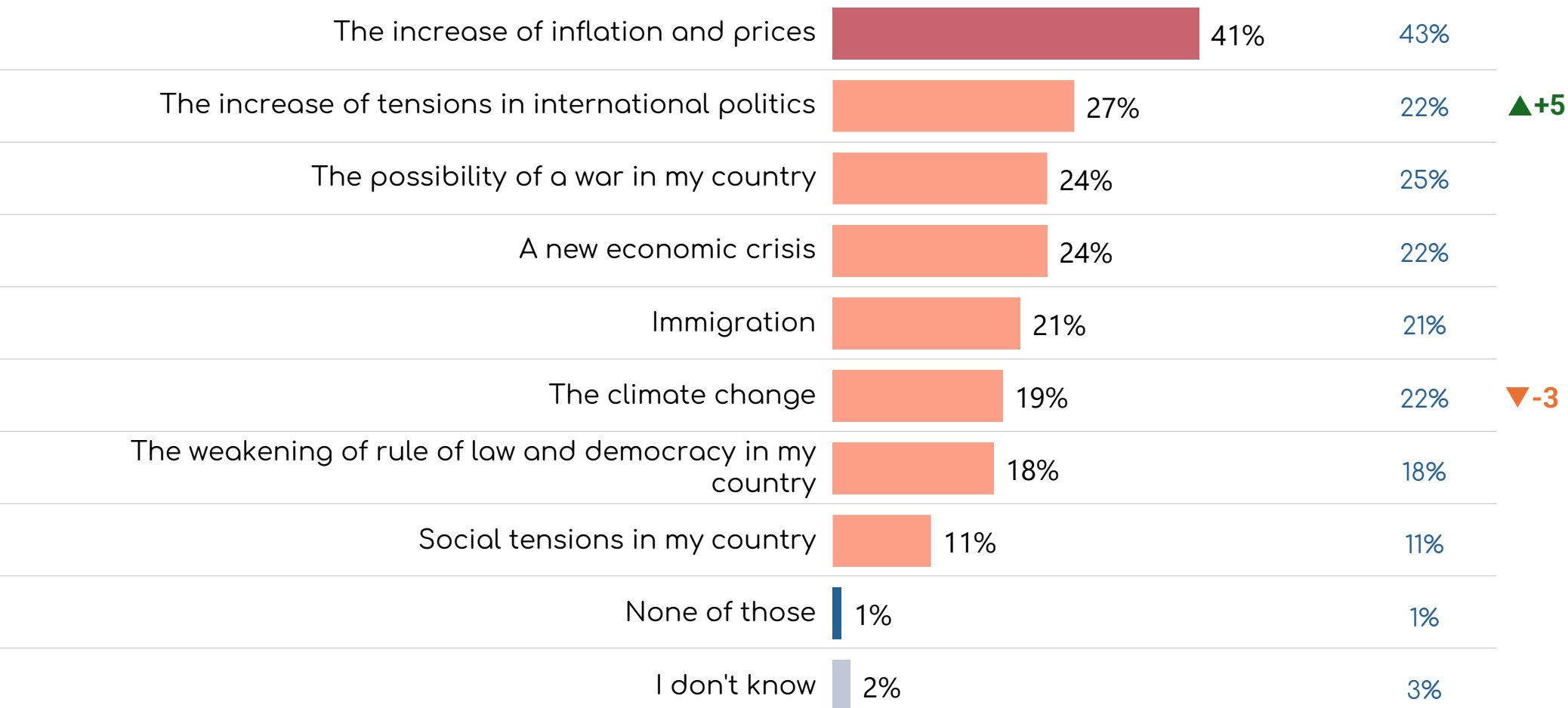
EU ISSUES



The most worrying threats

March 2024

All respondents: 5,006



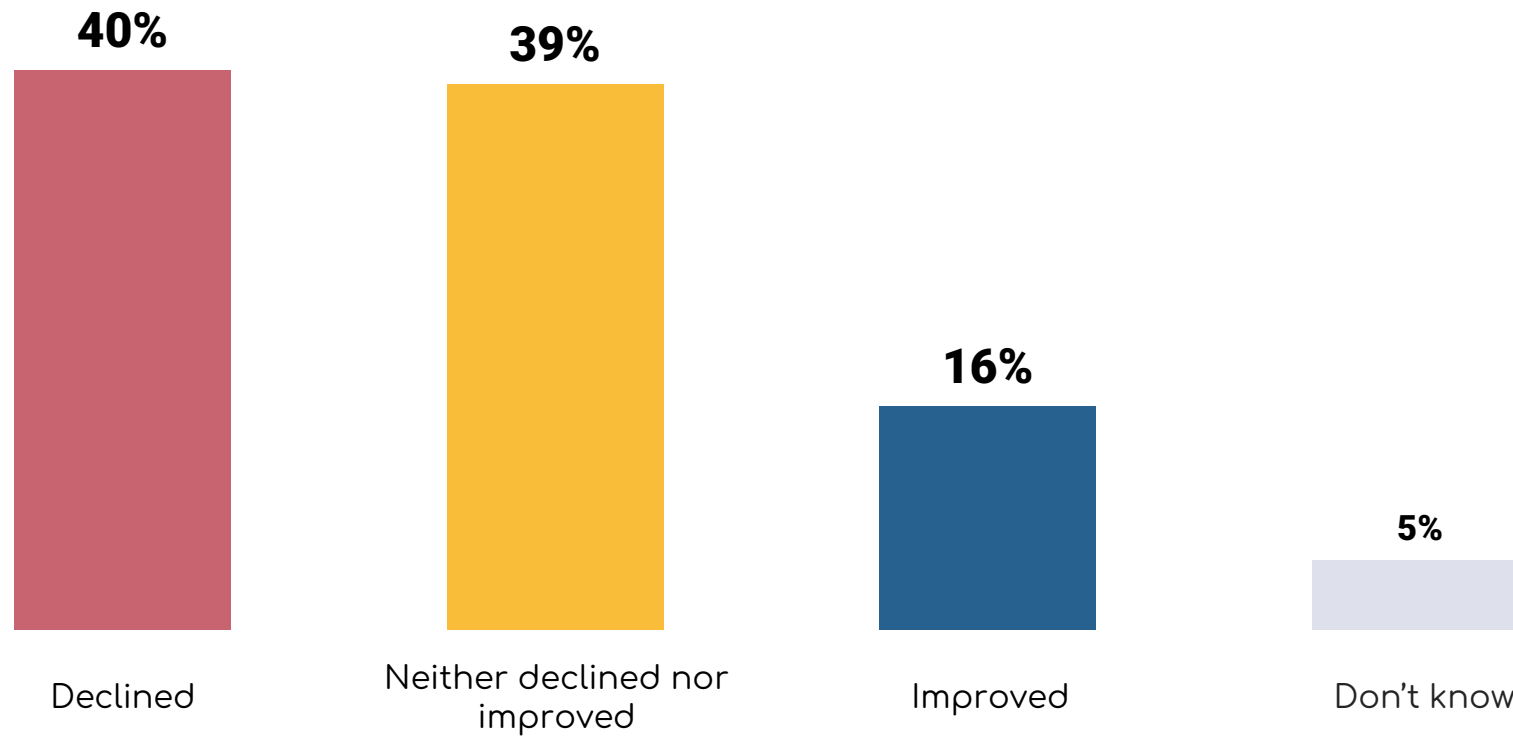
Q. Among the following threats, which worries you the most in this period? *Up to two possible answers, total exceeding 100%*

▼ / ▲ Evolutions vs March 2024



The development of freedom of speech in the EU countries








All respondents: 5,006





The development of freedom of speech in the EU countries

All respondents: 5,006









								
	TOTAL	Germany	France	Southern Europe*	Italy	Spain	CEE	Northern Europe
	Base	826	674	1,371	587	532	1,132	1,003
Declined	40%	38%	48%	43%	46%	41%	34%	36%
Neither declined nor improved	39%	41%	36%	35%	37%	32%	41%	41%
Improved	16%	15%	9%	18%	12%	24%	19%	17%
Don't know	5%	6%	7%	4%	5%	3%	6%	6%

*Including Italy and Spain



The development of freedom of speech in the EU countries

All respondents: 5,006

									
	TOTAL	GUE/NGL	S&D	Greens	RE	EPP	ECR	Patriots	ESN
	Base	346	810	321	400	883	285	517	229
Declined	40%	49%	33%	41%	30%	30%	39%	50%	66%
Neither declined nor improved	39%	31%	44%	38%	49%	46%	40%	30%	17%
Improved	16%	15%	18%	18%	16%	21%	16%	17%	12%
Don't know	5%	5%	5%	3%	5%	3%	5%	3%	5%

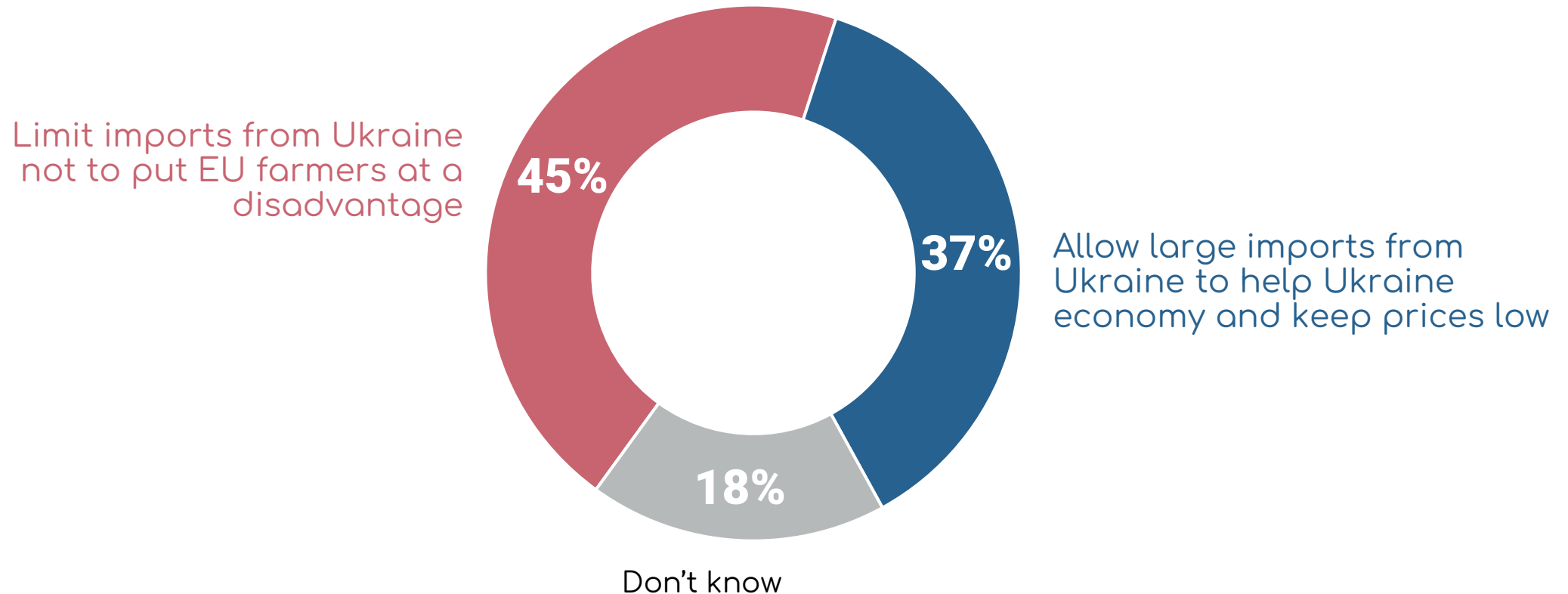
A decorative background on the left side of the slide consisting of several concentric circles in various shades of blue, centered around a yellow circle containing the number 3.

3 MARKET ISSUES



Imports of agricultural products from Ukraine

All respondents: 5,006





Imports of agricultural products from Ukraine

All respondents: 5,006

	TOTAL	Germany	France	Southern Europe*	Italy	Spain	CEE	Northern Europe
Base	5,006	826	674	1,371	587	532	1,132	1,003
Limit imports from Ukraine not to put EU farmers at a disadvantage	45%	42%	57%	37%	36%	38%	58%	32%
Allow large imports from Ukraine to help Ukraine economy and keep prices low	37%	41%	25%	43%	38%	48%	27%	48%
I don't know	18%	17%	18%	20%	26%	14%	15%	20%

	TOTAL	GUE/NGL	S&D	Greens	RE	EPP	ECR	Patriots	ESN
Base	5,006	346	810	321	400	883	285	517	229
Limit imports from Ukraine not to put EU farmers at a disadvantage	45%	48%	35%	30%	41%	43%	55%	59%	60%
Allow large imports from Ukraine to help Ukraine economy and keep prices low	37%	36%	46%	51%	45%	43%	32%	29%	25%
I don't know	18%	16%	19%	19%	14%	14%	13%	12%	15%

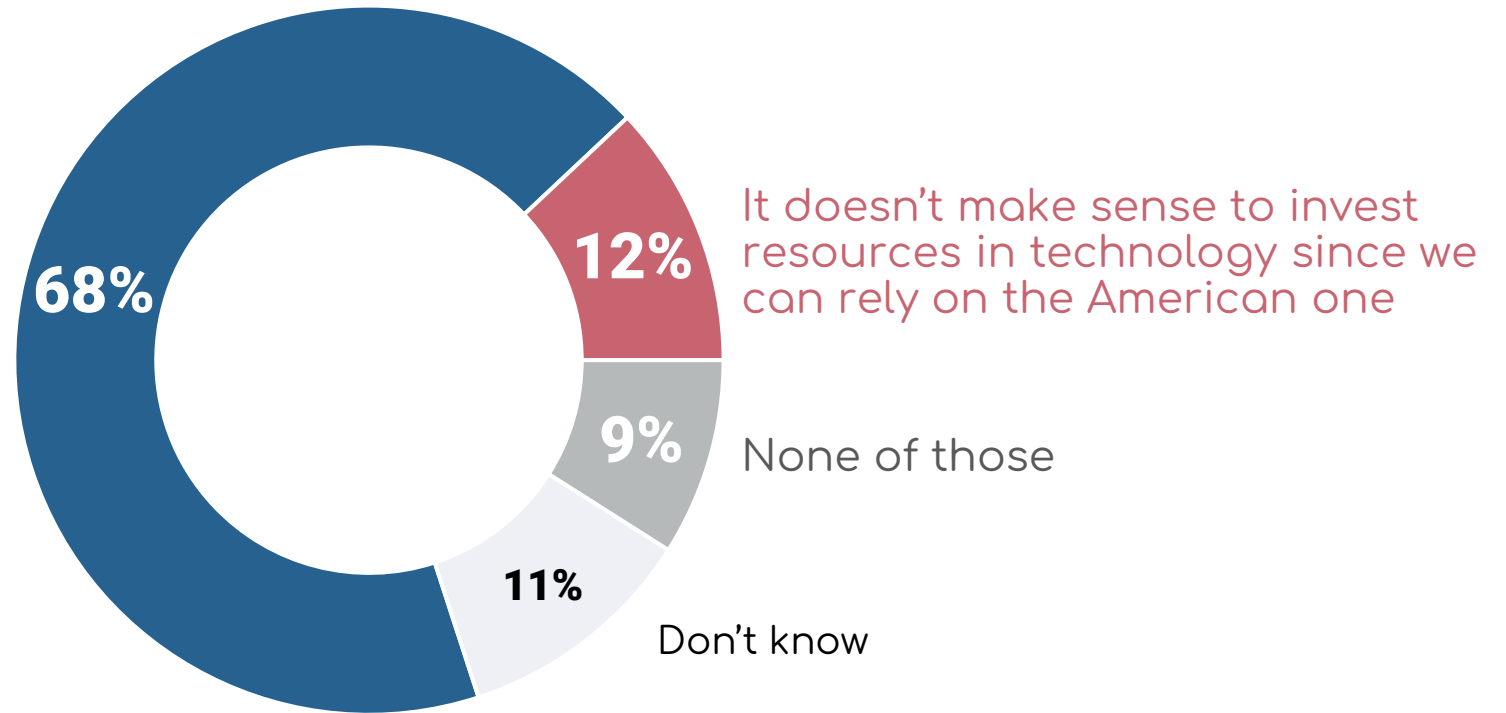
*Including Italy and Spain



Technological independence from the USA

All respondents: 5,006








EU should invest many resources in technology in order to become independent from the USA





Technological independence from the USA

All respondents: 5,006

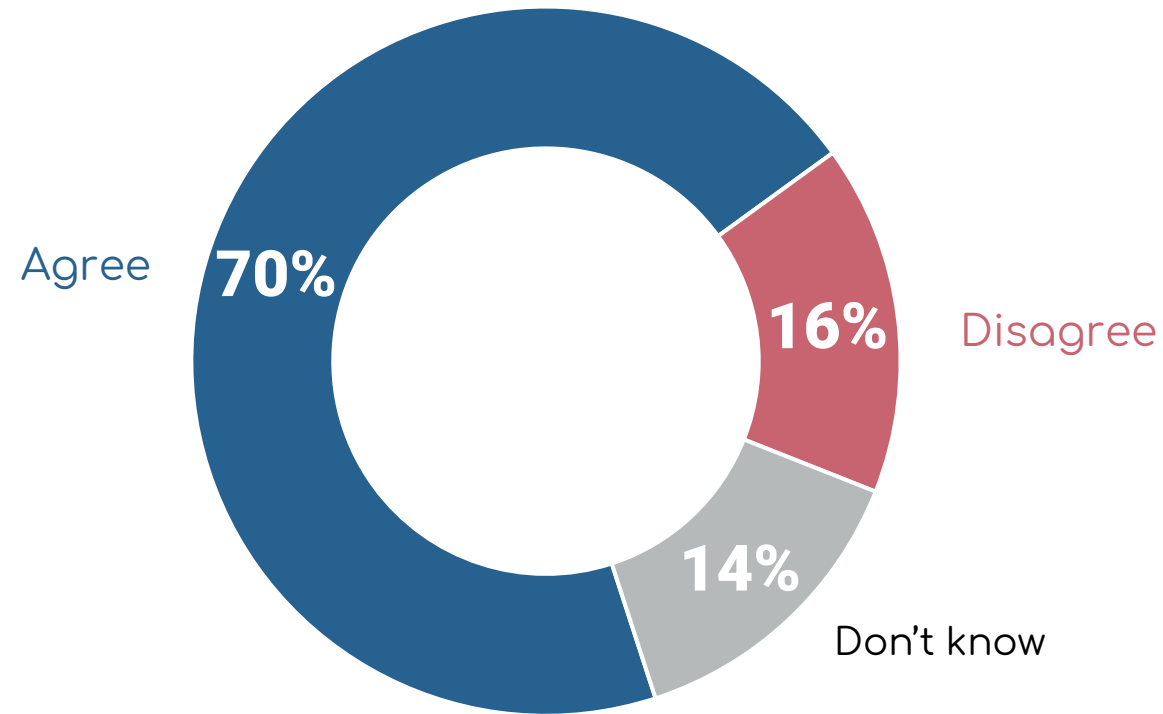
								
	TOTAL	Germany	France	Southern Europe*	Italy	Spain	CEE	Northern Europe
	Base							
EU should invest many resources in technology in order to become independent from the USA	5,006	826	674	1,371	587	532	1,132	1,003
	68%	61%	74%	74%	71%	75%	65%	64%
It doesn't make sense to invest resources in technology since we can rely on the American one	12%	17%	7%	9%	9%	10%	13%	14%
None of those	9%	11%	9%	8%	10%	6%	9%	11%
Don't know	11%	11%	10%	9%	10%	9%	13%	11%

*Including Italy and Spain



Funding pharmaceutical companies to grant accessibility of crucial medicines within EU during crises

All respondents: 5,006



Q. European Union funding is needed to encourage pharmaceutical companies to produce critical medicines within Europe to ensure essential treatments are accessible in a crisis. Do you agree or disagree with this statement?

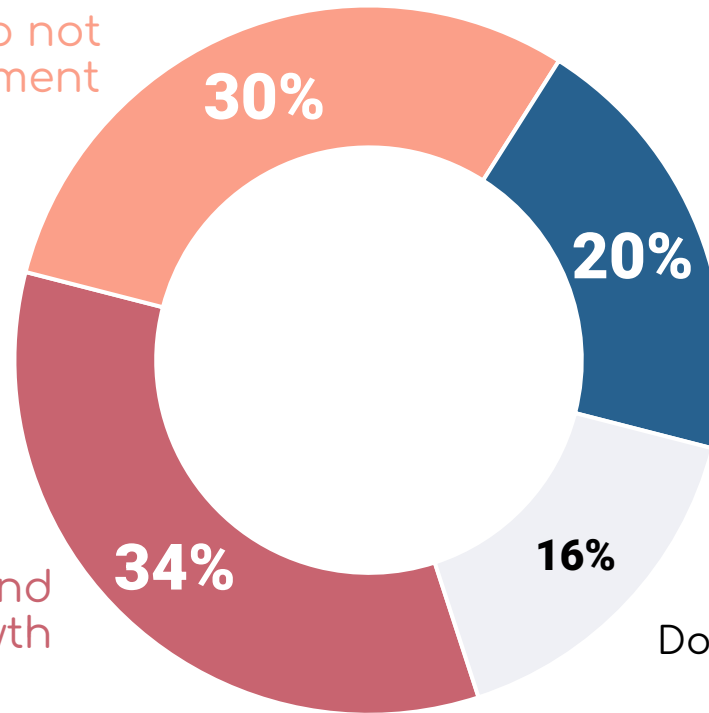


Balance between environmental regulations and industrial growth

All respondents: 5,006

No, regulations are too lenient and do not adequately protect the environment

No, regulations are too strict and harm industrial growth



Yes, the current balance is right

Don't know



Balance between environmental regulations and industrial growth

All respondents: 5,006

	Base	TOTAL	Germany	France	Southern Europe*	Italy	Spain	CEE	Northern Europe
No, regulations are <u>too strict</u> and harm industrial growth	5,006	34%	40%	34%	29%	33%	30%	37%	31%
No, regulations are <u>too lenient</u> , do not adequately protect the environment		30%	24%	29%	36%	36%	34%	28%	28%
Yes, the current <u>balance is right</u>		20%	21%	15%	20%	17%	22%	20%	22%
I don't know		16%	15%	22%	15%	14%	14%	15%	19%

*Including Italy and Spain



Balance between environmental regulations and industrial growth

All respondents: 5,006









									
	TOTAL	GUE/NGL	S&D	Greens	RE	EPP	ECR	Patriots	ESN
	Base	346	810	321	400	883	285	517	229
No, regulations are <u>too strict</u> and harm industrial growth	34%	22%	26%	18%	36%	38%	47%	45%	55%
No, regulations are <u>too lenient</u> , do not adequately protect the environment	30%	47%	36%	53%	26%	23%	19%	22%	14%
Yes, the current <u>balance is right</u>	20%	19%	25%	17%	28%	26%	21%	15%	16%
I don't know	16%	12%	13%	12%	10%	13%	13%	18%	15%



Photo by christian-lue on Unplash



Polling Europe is an innovative research firm born from the esteemed collaboration of SWG and OpinionWay, two premier market and social research entities from Italy and France.

Located in the heart of Brussels, Polling Europe specializes in conducting comprehensive public affairs surveys and opinion polls, delving into the nuanced landscape of EU public opinion. Our expertise spans both ad hoc research endeavors and meticulously crafted multi-client surveys, providing quick and cost-effective insights into European public opinion.

With a commitment to excellence and a dedication to unveiling Europeans dynamic socio-political climate, Polling Europe will be a trusted partner in answering your questions regarding the future of Europe.

Office

Chaussée d'Alsemberg 1084 Boite 5
B1180 Brussels

Rado Fonda

Deputy Managing Director – Head of Research
rado@pollingeurope.eu

Bruno Jeanbart

Deputy Managing Director – Head of Research
bruno@pollingeurope.eu



BRUSSELS
Chaussée d'Alsemberg 1084 Boite 5
B1180 Brussels

info@pollingeurope.eu

Polling Europe is registered in the EU Transparency Register
and fully complies with all transparency standards set
by the European institutions (n. 320354092687-88).